

SAI SANSKRITHI EDUCATIONAL SOCIETY ::REG.NO.495/2008

C/O SANSKRITHI SCHOOL OF BUSINES,BEEDUPALLI ROAD,PRASANTHI GRAM,PUTTAPARTHI
SANSKRITHI SCHOOL OF ENGINEERING INCOME AND EXPENDITURE ACCOUNT FOR THE
YEAR ENDED 31.03.2022

EXPENDITURE	AMOUNT RS.	INCOME	AMOUNT RS.
Teaching Staff Salaries	3,86,58,432	Eng.College Fee Receipts	4,29,29,054
Non Teaching Staff Salaries	1,21,61,685	Bus fee Receipts	23,72,095
Advertisement Expenses	19,67,430	Interest on FD	1,73,966
Interest on OD	5,05,744	Other Receipts	23,62,767
Interest on Loans	51,27,237	Receivable Fee Collection	2,17,57,642
Insurance for Fixed assets	43,424	Interest income-APSEB	22,000
JNTU Affiliation fee	1,88,500		
College EOA Payment to AICTE	1,00,000		
Bank Charges	39,504		
Web designing charges	55,751		
Fee Refund to Student	1,59,900		
ID Card Exepnses	69,751		
Internet & Telephone Bills	2,73,857		
Travelling & Conveyance Exp	27,28,834		
Loans Processing, Stamping Charges	2,11,950		
Lab. Maintance and Cosumables	9,00,802		
MOU Membership Fee	47,200		
Gardening	6,99,208		
Pooja Expenses	9,150		
Postal & Courier Charges	2,50,103		
Printing & Stationery	13,86,457		
Pantry Expenses	48,629		
Seminors, Work Shop& Events	34,56,851		
Late fee on TDS	22,910		
Exam fee Payment to JNTUA ATP	16,09,235		
Exam Remunerations	1,29,830		
Student and staff Uniforms	25,000		
Spot Admissions Expenses	49,000		
Electricity charges	10,74,870		
Repairs & Maintanance for Bus	3,13,091		
Taxes for Buses	37,240		
Depreciation	99,46,058		
Excess of Expenditure Over Income			1,26,80,109
	<u>8,22,97,633</u>		<u>8,22,97,633</u>

Orange colour indicating


Including salary component,
depreciation and excess of
income over expenditure

V. Venkatesh R
Principal

Sanskriti School of Engineering
Beedupalli Road, Prasanthingram,
PUTTAPARTHI - 515 134.
Anantapuramu (Dt) A.P.

For Sai Sanskriti Educational Society

CHAIRMAN



UDIN: 22220942A70YX M 8672

Sl.No	Description of the asset	Assets Relating to	Opening Balance	Additions more than 180 days	Additions less than 180 days	Deletions/sales	Total assets	Rate of dep for more than 180 days	Rate of depreciation less than 180 days	Depreciation for more than 180 days	Depreciation for less than 180 days	Total depreciation	Closing WDV
1	Buildings 10%												
	Eng College Building	Eng.college	5,90,72,420	1,000	1,51,500	-	5,92,24,920	10%	5%	59,07,342	7,575	59,14,917	5,33,10,003
	Roads and Copound wall	Eng.college	32,32,449				32,32,449	10%	5%	3,23,245	-	3,23,245	29,09,204
	TOTAL		6,23,04,869	1,000	1,51,500	-	6,24,57,369			62,30,587	7,575	62,38,162	5,62,19,207
2	10% Block Of assets												
	Furniture and fittings for Eng. College	Eng.college	32,34,781	30,00,000			62,34,781	10%	5%	6,23,478	-	6,23,478	56,11,303
	TOTAL		32,34,781	30,00,000	-	-	62,34,781			6,23,478	-	6,23,478	56,11,303
3	Plant and machinerv-15% for B.tech												
	Car (Hyundai Santa fe)	Eng college	13,20,023				13,20,023	15%	8%	1,98,003	-	1,98,003	11,22,020
	College Bus AP02TD0032	Eng college	6,39,387				6,39,387	15%	8%	95,908	-	95,908	5,43,479
	Chemistry,physics Lab Equipments	Eng college	3,84,480				3,84,480	15%	8%	57,672	-	57,672	3,26,808
	ECE Lab Equipments	Eng college	18,22,623				18,22,623	15%	8%	2,73,393	-	2,73,393	15,49,230
	Mechanical lab Equipments	Eng college	25,27,516	2,12,381			27,39,897	15%	8%	4,10,985	-	4,10,985	23,28,912
	Drawing tables for eng college	Eng college	59,590				59,590	15%	8%	8,938	-	8,938	50,651
	Tools for eng.college labs	Eng college	42,918				42,918	15%	8%	6,438	-	6,438	36,481
	Civil Lab Equipments	Eng college	14,84,649		80,000		15,64,649	15%	8%	2,22,697	6,000	2,28,697	13,35,951
	Server Racks for eng college	Eng college	39,189				39,189	15%	8%	5,878	-	5,878	33,311
	Electrical fittings	Eng college	65,450				65,450	15%	8%	9,818	-	9,818	55,633
	Sound System	Eng college	73,159				73,159	15%	8%	10,974	-	10,974	62,185
	Bio Metric finger print machine	Eng college	61,629				61,629	15%	8%	9,244	-	9,244	52,384
	Xerox machine for Eng.college	Eng college	1,08,626				1,08,626	15%	8%	16,294	-	16,294	92,332
	Road Side Lights	Eng college	1,68,833				1,68,833	15%	8%	25,325	-	25,325	1,43,508
	ID Card Printing Machine	Eng College	28,319				28,319	15%	8%	4,248	-	4,248	24,072
	Air conditioners	Eng College	3,08,371				3,08,371	15%	8%	46,256	-	46,256	2,62,115
	Mobile phones	Eng College	41,933				41,933	15%	8%	6,290	-	6,290	35,643
	Refrigerator	Eng College	31,717				31,717	15%	8%	4,758	-	4,758	26,959
	Telephones	Eng College	36,898				36,898	15%	8%	5,535	-	5,535	31,363
	Projector	Eng College	1,76,584				1,76,584	15%	8%	26,488	-	26,488	1,50,096
	Television	Eng College	27,534				27,534	15%	8%	4,130	-	4,130	23,404
	Greazer	Eng.college	8,325				8,325	15%	8%	1,249	-	1,249	7,076
	Fire Equipment	Eng.college	17,844	2,70,000			2,87,844	15%	8%	43,177	-	43,177	2,44,667
	Generator	Eng.college	5,36,407				5,36,407	15%	8%	80,461	-	80,461	4,55,946
	College Bus AP02TD3798	Eng college	12,61,585				12,61,585	15%	8%	1,89,238	-	1,89,238	10,72,347
	College Bus AP02TG230	Eng college	11,87,409				11,87,409	15%	8%	1,78,111	-	1,78,111	10,09,298
	College Bus AP39TD0849	Eng.college	16,63,429				16,63,429	15%	8%	2,49,874	-	2,49,874	14,13,555
	College Bus AP39TD2613	Eng.college	15,30,394				15,30,394	15%	8%	2,29,588	-	2,29,588	13,00,806
	EEE Lab Equipments	Eng.college	17,57,434				17,57,434	15%	8%	2,63,615	-	2,63,615	14,93,819
	Goods Trolley	Eng.college	6,888				6,888	15%	8%	1,033	-	1,033	5,854
	TOTAL		1,74,21,145	30,00,000	1,51,500	-	1,79,83,526			26,85,529	6,000	26,91,529	1,52,91,997
4	Computers & Electrical Things etc.- 40% B.tech												
	Computers for Eng.college	Eng.College	6,07,721				6,07,721	40%	20%	2,43,088	-	2,43,088	3,64,633




A. Jeyapalan
Principal
Sanskriti School of Engineering
Beedupalli Road, Beedupalli, Puttaparthi

SAI SANSKRITHI EDUCATIONAL SOCIETY::REG.NO-495/2008

C/O. SANSKRITHI SCHOOL OF BUSINESS, BEHIND SUPER SPECIALITY HOSPITAL, BEEDUPALLI ROAD, PUTTAPARTHI.


SANSKRITHI SCHOOL OF ENGINEERING DEPRECIATION STATEMENT FINANCIAL YEAR-2021-2022

Sl.No	Description of the asset	Assets Relating to	Opening Balance	Additions more than 180 days	Additions less than 180 days	Deletions/sales	Total assets	Rate of dep for more than 180 days	Rate of depreciation less than 180 days	Depreciation for more than 180 days	Depreciation for less than 180 days	Total depreciation	Closing WDV
	English Language software for Eng.college	Eng.college	907	50,400		-	51,307	40%	20%	20,523	-	20,523	30,784
	Internet equipments for eng.college	Eng.College	3,189			-	3,189	40%	20%	1,276	-	1,276	1,914
	Net working sys for Eng.college	Eng.College	47,754			-	47,754	40%	20%	19,102	-	19,102	28,652
	Printers	Eng.college	12,610			-	12,610	40%	20%	5,044	-	5,044	7,566
	Speakers	Eng.college	2,631			-	2,631	40%	20%	1,052	-	1,052	1,579
	CC Camaras for Eng.college	Eng.college	1,22,396		12,500	-	1,34,896	40%	20%	48,958	2,500	51,458	83,437
	Lable Printing Machine	Eng.college	2,754			-	2,754	40%	20%	1,101	-	1,101	1,652
	Laptops for Eng.college	Eng.college	19,065			-	19,065	40%	20%	7,626	-	7,626	11,439
	UPS System for Eng.college	Eng.college	1,02,178			-	1,02,178	40%	20%	40,871	-	40,871	61,307
	IRIS Machine	Eng.college	4,368			-	4,368	40%	20%	1,747	-	1,747	2,621
	TOTAL		9,25,572	50,400	12,500	-	9,88,472	4.40	2.20	3,90,389	2,500	3,92,889	5,95,583
S	100% Block Of Assets		-	-	-	-	-	-	-	-	-	-	-
	Books For Eng.college	Eng.College	-	-	-	-	-	100%	50%	-	-	-	-
	Total		-	-	-	-	-	-	-	99,29,983	16,075	99,46,058	7,77,18,090
	B.TECH GRAND TOTAL		8,38,86,367	35,33,781	2,44,000	-	8,76,64,148						



For Sai Sanskrithi Educational Society

[Signature]
CHAIRMAN



UDIN: 22220942A Y O X M 8672

[Signature]
Principal

Sai Sanskrithi School of Engineering
Beedupalli Road, Prasanthingram,
PUTTAPARTHI - 515 134.
Anantapuramu (Dt) A.P.


SAI SANSKRITHI EDUCATIONAL SOCIETY ::REG.NO.495/2008

C/O SANSKRITHI SCHOOL OF BUSINES,BEEDUPALLI ROAD,PRASANTHI GRAM,PUTTAPARTHI -515134

SANSKRITHI SCHOOL OF ENGINEERING INCOME AND EXPENDITURE ACCOUNT FOR THE YEAR ENDED 31.03.2021

EXPENDITURE	AMOUNT RS.	INCOME	AMOUNT RS.
Teaching Staff Salaries	94,29,419	Eng.College Fee Recelpts	4,21,05,130
Non Teaching Staff Salaries	21,70,150	Bus fee Recelpts	15,63,030
Repairs and maintenance	17,61,800	Other Recelpts	19,76,108
Staffwalfare Expenses	14,000	Receivable Fee Collection	89,45,447
Advertisement Expenses	7,86,856		
Conveyance and Traveling expenses	9,31,897		
Interest on Loans	40,34,313		
Interest on Bank OD	2,84,896		
Interest on TDS	17,190		
Donations	1,00,000		
Insurance for Fixed assets	16,791		
Insurance for Vehicles	4,02,147		
Taxes for Buses	6,745		
Audit Fee	10,000		
Administration expenses	10,99,505		
JNTU Affiliation fee	2,94,700		
Registration fee to APHEMRC	35,010		
Bank Charges	56,927		
Exams Related Expenses	12,94,095		
Web designing charges	2,64,000		
Greenery Expenses	2,06,024		
ID Card Exepnses	27,573		
Internet Bills	1,01,621		
Telephone Bills	2,89,306		
News Papers and Journals	14,750		
Erg.Lab Maintenance Charges	82,973		
Play Ground Maintenance Charges	3,62,800		
Loans Processing, Stamping Charges	1,68,013		
MOU Membership Fee	94,636		
Other Expenses	2,66,287		
Refreshments	8,660		
Training and Placements	3,74,943		
Pooja Expenses	6,780		
Postal Charges	46,623		
Printing Charges	2,65,810		
PT Renewal Charges	5,000		
Programs,Events and Seminars	2,05,450		
Student Ratification Fee to APSCHE	1,14,100		
Lab records Expenses	5,00,000		
Exam Remunerations	2,38,700		
Stationery	41,311		
Transport Charges	83,210		
UCS Fee to JNTUA	16,31,400		
Student and staff Unifoms	25,000		
Electricitcharges	2,74,014		
Depriciation on Fixed Assets	1,08,37,104		
Income Over Expenditure	1,53,07,106		
	5,46,69,715		5,46,69,715

Orange colour indicating
Including salary component,
depreciation and excess of
income over expenditure




A. Venkatesh
Principal

Sanskriti School of Engineering
Beedupalli Road, Prasanthingram,
PUTTAPARTHI - 515 134.
Anantapuramu (Dt) A.P.




**SAI SANSKRITHI EDUCATIONAL SOCIETY::REG.NO-49S2008
C/O. SANSKRITHI SCHOOL OF BUSINESS, BEHIND SUPERSPECIALITY HOSPITAL, BEEDUPALLI ROAD, PUTTAPARTHI.
ENGINEERING COLLEGE DEPRECIATION STATEMENT FINANCIAL YEAR-2020-2021**

Sl.No	Description of the asset	Assets Relating to	Opening Balance	Additions more than 180 days	Additions less than 180 days	Deletions/sales	Total assets	Rate of dep for more than 180 days	Rate of depreciation less than 180 days	Depreciation for more than 180 days	Depreciation for less than 180 days	Total depreciation	Closing WDV
1	Buildings 10%												
	Eng.College Building	Eng.college	6,47,05,845	5,66,010	3,45,000	-	6,56,16,855	10%	5%	65,27,186	17,250	65,44,436	5,90,72,420
	Roads and Copound wall	Eng.college	-	28,85,855	6,68,610	-	35,54,465	10%	5%	2,88,586	33,431	3,22,016	32,32,449
2	10% Block Of assets												
	Furniture and fittings for Eng. College	Eng.college	31,20,327	10,000	4,39,460	-	35,69,787	10%	5%	3,13,033	21,973	3,35,006	32,34,781
3	Plant and machinery-15%												
	Car (Hyundai Santa fe)	Eng.college	15,52,969	-	-	-	15,52,969	15%	8%	2,32,945	-	2,32,945	13,20,023
	College Bus AP02TD0032	Eng.college	7,52,220	-	-	-	7,52,220	15%	8%	1,12,833	-	1,12,833	6,39,387
	Chemistry,physics Lab Equipments	Eng.college	4,44,712	7,000	-	-	4,51,712	15%	8%	66,707	525	67,232	3,84,480
	ECE Lab Equipments	Eng.college	19,56,525	1,72,516	-	-	21,29,041	15%	8%	2,93,479	12,939	3,06,417	18,22,623
	Mechanical lab Equipments	Eng.college	29,73,548	-	-	-	29,73,548	15%	8%	4,46,032	-	4,46,032	25,27,516
	Drawing tables for eng.college	Eng.college	70,105	-	-	-	70,105	15%	8%	10,516	-	10,516	59,590
	Tools for eng.college labs	Eng.college	50,492	-	-	-	50,492	15%	8%	7,574	-	7,574	42,918
	Civil Lab Equipments	Eng.college	17,46,645	-	-	-	17,46,645	15%	8%	2,61,997	-	2,61,997	14,84,649
	Server Racks for eng.college	Eng.college	46,105	-	-	-	46,105	15%	8%	6,916	-	6,916	39,189
	Electrical fittings	Eng.college	86,070	77,000	-	-	1,63,070	15%	8%	11,550	-	11,550	65,450
	Sound System	Eng.college	72,504	-	-	-	72,504	15%	8%	10,876	-	10,876	61,629
	Bio Metric finger print machine	Eng.college	1,27,795	-	-	-	1,27,795	15%	8%	19,169	-	19,169	1,08,626
	Xerox machine for Eng.college	Eng.college	48,468	1,50,159	-	-	1,98,627	15%	8%	29,794	-	29,794	1,68,833
	Road Side Lights	Eng.college	33,317	-	-	-	33,317	15%	8%	4,998	-	4,998	28,319
	ID Card Printing Machine	Eng.College	3,62,789	-	-	-	3,62,789	15%	8%	54,418	-	54,418	3,08,371
	Air conditioners	Eng.College	49,333	-	-	-	49,333	15%	8%	7,400	-	7,400	41,933
	Mobile phones	Eng.College	37,314	-	-	-	37,314	15%	8%	5,597	-	5,597	31,717
	Refrigerator	Eng.College	43,410	-	-	-	43,410	15%	8%	6,511	-	6,511	36,899
	Telephones	Eng.College	2,07,746	-	-	-	2,07,746	15%	8%	31,162	-	31,162	1,76,584
	Projector	Eng.College	32,394	-	-	-	32,394	15%	8%	4,859	-	4,859	27,534
	Television	Eng.College	20,993	9,000	-	-	29,993	15%	8%	3,149	675	675	8,325
	Greaser	Eng.college	6,31,067	-	-	-	6,31,067	15%	8%	94,660	-	94,660	17,844
	Fire Equipment	Eng.college	14,84,218	-	-	-	14,84,218	15%	8%	2,26,334	-	2,26,334	5,36,407
	Generator	Eng.college	13,96,955	-	-	-	13,96,955	15%	8%	2,09,543	-	2,09,543	12,61,585
	College Bus AP02TD3798	Eng.college	19,59,329	-	-	-	19,59,329	15%	8%	2,93,479	-	2,93,479	11,87,409
	College Bus AP02TG230	Eng.college	18,00,464	-	-	-	18,00,464	15%	8%	2,70,710	-	2,70,710	15,29,754
	College Bus AP39TD0849	Eng.college	20,67,570	-	-	-	20,67,570	15%	8%	3,10,733	-	3,10,733	17,56,837
	College Bus AP39TD2613	Eng.college	8,103	-	-	-	8,103	15%	8%	1,215	-	1,215	6,888
	EEE Lab Equipments	Eng.college	-	-	-	-	-	-	-	-	-	-	-
	Goods Trolley	Eng.college	-	-	-	-	-	-	-	-	-	-	-
4	Plant and machinery-40%												
	Computers for Eng.college	Eng.College	8,02,205	1,57,997	-	-	9,60,202	40%	20%	3,20,882	31,599	3,52,482	6,07,721



ENGINEERING COLLEGE DEPRECIATION STATEMENT FINANCIAL YEAR-2020-2021

S/No	Description of the asset	Assets Relating to	Opening Balance	Additions more than 180 days	Additions less than 180 days	Deletions/sales	Total assets	Rate of dep for more than 180 days	Rate of depreciation less than 180 days	Depreciation for more than 180 days	Depreciation for less than 180 days	Total depreciation	Closing WDV
	English Language software for Eng.college	Eng.college	1,512				1,512	40%	20%	605	-	605	907
	Internet equipments for eng.college	Eng.College	5,316				5,316	40%	20%	2,126	-	2,126	3,189
	Net working sys for Eng.college	Eng.College	79,590				79,590	40%	20%	31,836	-	31,836	47,754
	Printers	Eng.college	21,016				21,016	40%	20%	8,406	-	8,406	12,610
	Speakers	Eng.college	4,385				4,385	40%	20%	1,754	-	1,754	2,631
	CC Cameras for Eng college	Eng.college	58,381		1,09,209		1,67,590	40%	20%	23,352	21,842	45,194	1,22,396
	Label Printing Machine	Eng.college	4,589				4,589	40%	20%	1,836	-	1,836	2,754
	Laptops for Eng.college	Eng.college	31,775				31,775	40%	20%	12,710	-	12,710	19,065
	UPS System for Eng.college	Eng.college	1,70,297				1,70,297	40%	20%	68,119	-	68,119	1,02,178
	IRS Machine	Eng.college	7,280				7,280	40%	20%	2,912	-	2,912	4,368
5	100% Block Of Assets		-				-						
	Books For Eng college	Eng.College	49,982				49,982	100%	50%	49,982	-	49,982	-
	Total	Eng.College	8,91,25,655	36,89,024	19,08,792	-	9,47,23,471			1,06,96,871	1,40,233	1,08,37,104	8,38,86,367




UDDIP: 22220942AYOY XM 2672

For Sai Sanskrithi Educational Society



CHAIRMAN



S. Sankar
Principal


Sanskriti School of Engineering
Beedupalli Road, Prasanthingram,
PUTTAPARTHI - 515 134.
Anantapuramu (Dt) A.P.

SAI SANSKRITHI EDUCATIONAL SOCIETY::REG.NO.-495/2008
C/O.SANSKRITHI SCHOOL OF BUSINESS, BEHIND SUPER SPECIALITY HOSPITAL,PUTTAPARTHI.
SANSKRITHI SCHOOL OF ENGINEERING INCOME AND EXPENDITURE ACCOUNT FOR THE YEAR ENDED 31.03.2020

Expenditure	Amount	Income	Amount
Bus Expenses	21,02,772	College Feeses Including Fee	1,41,07,450
Refreshment expenses	68,400	Reambursement From GOVT	50,07,784
Printing Charges	11,09,392	Other College Receipts	22,39,600
Salaries	1,84,51,460	Bus fee Collection	4,14,900
Admissions Ratification fee to APSCHE	1,75,000	Donations from Anahata	35,750
Interest .Late fee on TDS	76,100	Interest on Fixed Deposits	12,76,551
Grenerly Expenses	1,99,800	Discount Received	5,995
Bank charges	1,02,540	Interest on TDS	
College affiliation.IUT and Other fees to JNTU	1,93,000		
College Approval Fee to AICTE	75,000		
Exam.Condonation fee to JNTU	11,54,800		
College promotion expenses	6,57,832		
Convience Expenses	2,94,950		
Electricity charges	17,88,258		
Exam remuneration	1,62,580		
Hanororium to guest faculty	38,535		
Interest on OD	7,89,079		
Interest on Eng. Equipment Loan	31,22,343		
Interest on Bus loan	2,27,015		
Insurance for Fixed Assets	26,632		
News paper and journals	7,700		
Stationery	84,883		
Other expenses	3,76,702		
Postal and courier charges	47,399		
Programmes and events	2,52,025		
Repairs and maintenance	87,428		
Repairs and maintenance for Vehicles	12,300		
Placements and training Exp	7,23,580		
Internet bill	80,000		
Telephone and cell phone bills	1,27,365		
Transport charges	23,790		
Travelling expenses	1,08,944		
UCS fee payment to JNTU	63,450		
Audit fee	10,000		
Insurance for vehicles	4,28,526		
ID Card Expenses	20,000		
Repairs and Maintenance Labs including consumables	10,99,224		
Card Swiping Machine Commission	12,784		
Administration expenses	3,10,000		
Income Before Depreciation	(1,16,03,559.32)		
	2,30,88,030		2,30,88,030
		Income before depreciation	(1,16,03,559)
Depreciation	1,17,62,203		
Income After Depreciation	(2,33,65,762)		
	(1,16,03,559)		(1,16,03,559)

orange colour indicating including salary component, depreciation and excess of income over expenditure

(Signature)
Principal
Sanskriti School of Engineering
 Beedupalli Road, Prasanthingram,
 PUTTAPARTHI - 515 134.
 Anantapuramu (Dt) A.P.



For POLA & ASSOCIATES
 CHARTERED ACCOUNTANTS
 FRN: 017947S
POLA RANAKRISHNATAH
 M.No: 220942
 Proprietor

CO. SANSKRITHI SCHOOL OF BUSINESS, BEHIND SUPERSPECIALITY HOSPITAL, BEEDUPALLI ROAD, PUTTAPARTHI.

SANSKRITHI SCHOOL OF ENGINEERING DEPRECIATION STATEMENT FINANCIAL YEAR-2019-2020

Sl.No	Description of the asset	Assets Relating to	Opening Balance	Additions more than 180 days	Additions less than 180 days	Deletions/sales	Total assets	Rate of dep for more than 180 days	Rate of depreciation less than 180 days	Depreciation for more than 180 days	Depreciation for less than 180 days	Total depreciation	Closing WDV
	Buildings 10% Block of assets												
	Eng College Building	Eng college	12,17,655.41	3,54,786.00	3,05,945.00	-	7,18,78,386	10%	5%	71,57,244	15,297	71,72,541.39	6,47,05,845.02
	10% Block Of assets												
	Furniture and fixtures for Eng. College	Eng college	3,10,102.75	50,000.00	14,923.00	-	34,66,201	10%	5%	3,45,128	746	3,45,873.93	31,20,326.83
	Plant and machinery-15%												
	Car (Hyundai Santa Fe)	Eng college	18,27,021.88	-	-	-	18,27,022	15%	8%	2,74,053.24	-	2,74,053.24	15,52,968.59
	Computer Bus (ASUS/HP)	Eng college	8,84,965.03	-	-	-	8,84,965	15%	8%	1,32,744.53	-	1,32,744.53	7,52,220.27
	Computer printer and Peripherals	Eng college	5,23,190.84	-	-	-	5,23,191	15%	8%	78,479	-	78,479.63	4,44,711.21
	LED Lab Equipment	Eng college	23,01,938.63	-	-	-	23,01,939	15%	8%	3,45,269.04	-	3,45,269.04	19,56,669.58
	Mechanical Lab Equipment	Eng college	34,98,292.06	-	-	-	34,98,292	15%	8%	5,24,744	-	5,24,744.81	29,73,547.25
	Power and lighting for eng college	Eng college	82,476.59	-	-	-	82,477	15%	8%	12,372	-	12,372.55	70,104.44
	Food for eng college staff	Eng college	59,402.75	-	-	-	59,403	15%	8%	8,910	-	8,910.41	50,492.33
	Chem Lab Equipment	Eng college	20,54,876.90	-	-	-	20,54,877	15%	8%	3,08,232	-	3,08,232.53	17,46,644.35
	Server Base for eng college	Eng college	54,241.15	13,638.00	-	-	54,241	15%	8%	8,136	-	8,136.17	45,104.98
	Signal System	Eng college	55,299.36	-	-	-	55,299	15%	8%	15,189	-	15,189.54	39,109.82
	Bus Motor (transportation)	Eng college	95,935.17	50,000.00	-	-	1,45,935	15%	8%	14,390	3,750	18,140.27	1,27,794.89
	Bus (Mahindra)	Eng college	57,020.75	-	-	-	57,021	15%	8%	8,533	-	8,533.11	48,487.64
	Bus (Mahindra)	Eng college	39,196.53	-	-	-	39,197	15%	8%	5,879	-	5,879.45	33,317.05
	LED (Cand) Projector Machine	Eng College	4,26,810.49	9,172.00	-	-	4,26,810	15%	8%	64,022	-	64,022.57	3,62,787.91
	Medical equipment	Eng College	48,667.23	-	-	-	48,668	15%	8%	8,706	-	8,706.88	39,961.34
	Generator	Eng College	43,899.72	-	-	-	43,899	15%	8%	6,585	-	6,585.81	37,313.91
	Transformer	Eng College	31,872.14	19,198.00	-	-	31,070	15%	8%	7,661	-	7,660.52	23,409.62
	Transformer	Eng College	1,88,968.95	55,838.00	-	-	2,44,807	15%	8%	36,661	-	36,661.04	2,08,146.91
	Transformer	Eng College	35,110.00	-	-	-	35,110	15%	8%	5,271	-	5,271.50	29,838.50
	Eng Equipment	Eng college	24,697.50	-	-	-	24,698	15%	8%	3,708	-	3,708.43	20,989.07
	Generator	Eng college	7,42,431.97	-	-	-	7,42,432	15%	8%	1,11,365	-	1,11,364.80	6,31,067.17
	College Bus (ASUS/HP)	Eng college	17,46,138.72	-	-	-	17,46,139	15%	8%	2,61,921	-	2,61,920.81	14,84,217.91
	College Bus (ASUS/HP)	Eng college	16,43,472.92	-	-	-	16,43,473	15%	8%	2,46,521	-	2,46,520.94	13,96,951.98
	College Bus (ASUS/HP)	Eng college	-	-	27,56,469.00	-	27,56,469	15%	8%	-	2,06,735	2,06,735.18	25,49,726.82
	College Bus (ASUS/HP)	Eng college	-	-	27,56,469.00	-	27,56,469	15%	8%	-	2,06,735	2,06,735.18	25,49,726.82
	Eng Lab Equipment	Eng college	24,32,434.97	-	-	-	24,32,435	15%	8%	3,64,863	-	3,64,863.25	20,67,571.72
	Social Train	Eng college	-	-	8,760.00	-	8,760	15%	8%	-	657	657.00	8,103.00
	Plant and machinery-40%												
	Computer for Eng college	Eng College	13,37,069.07	-	-	-	13,37,069	40%	20%	5,34,804	-	5,34,803.63	8,02,265.44
	English Language software for Eng college	Eng college	2,520.60	-	-	-	2,520	40%	20%	1,008	-	1,008.00	1,512.60
	Internet equipment for eng college	Eng College	8,859.17	-	-	-	8,859	40%	20%	3,534	-	3,533.80	5,325.37
	Net working kit for Eng college	Eng College	1,32,650.01	-	-	-	1,32,650	40%	20%	53,060	-	53,060.00	79,590.01
	Printer	Eng College	24,360.00	-	-	-	24,360	40%	20%	9,744	-	9,744.00	14,616.00
	Scanner	Eng college	7,308.00	-	-	-	7,308	40%	20%	2,923	-	2,923.20	4,384.80
	ITC Computer for Eng college	Eng college	92,931.00	4,310.00	-	-	97,301	40%	20%	38,970	-	38,970.00	58,331.00
	Labile Printer Machine	Eng college	7,649.50	-	-	-	7,649	40%	20%	3,059	-	3,059.00	4,589.50
	Language for Eng college	Eng college	52,957.00	-	-	-	52,958	40%	20%	21,183	-	21,183.00	31,774.00
	ITPS System for Eng college	Eng college	2,83,828.41	-	-	-	2,83,828	40%	20%	1,13,531	-	1,13,531.00	1,70,297.41
	ITPS Machine	Eng college	-	-	9,100.00	-	9,100	40%	20%	-	-	-	9,100.00
	100% Block Of Assets												
	Block For Eng college	Eng College	1,23,259.00	-	99,964.00	-	2,23,223	100%	50%	1,23,259	49,982	1,73,241.00	49,982.00
	100% Block of assets total		9,57,10,901.37	5,07,002.00	60,09,630.00	-	10,22,27,533.37			1,12,74,880.21	4,57,322.75	1,17,32,202.96	9,04,65,330.40



Principal
SANSKRITHI SCHOOL OF ENGINEERING
BEHIND SUPERSPECIALITY HOSPITAL
BEEDUPALLI ROAD, PUTTAPARTHI
PUTTAPARTHI, N.S.R.M. DISTRICT
ANGUL, ODISHA, INDIA

Handwritten signature or initials in the top right corner.

SAI SANSKRITHI EDUCATIONAL SOCIETY::REG.NO.-495/2008

C/O.SANSKRITHI SCHOOL OF BUSINESS, BEHIND SUPER SPECIALITY HOSPITAL,PUTTAPARTHI.

SANSKRITHI SCHOOL OF ENGINEERING INCOME AND EXPENDITURE ACCOUNT FOR THE YEAR ENDED 31/3/11

Expenditure	Total	Income	Total
BUS EXPENSES	11,05,823	COLLEGE FEE RECEIPTS INCLUDING FEE REIMBURSEMENT FROM GOVT	1,65,59,571
TEACHING AND NON TEACHING STAFF SALRIES	1,48,40,659	Bus fee Collection BUS FEE COLLECTION	22,28,500
STUDENT UNIFORM EXPENSES	6,00,000	DONATIONS FROM ANAHATA	55,17,424
PRINTING CHARGES	8,66,346	OTHER COLLEGE RECEIPTS	17,46,836
ID CARDS FOR STUDENTS	80,956	INTEREST ON FIXED DEPOSIT	2,56,232
CATEGORY B ADMISSIONS FEE TO APSCHE	59,447		
GREENERY EXPENSES	6,610		
BANK CHARGES	2,20,437		
COLLEGE AFFILIATION FEE TO JNTU	21,000		
AICTE FEE	1,02,350		
ADVERTISEMENT CHARGES	15,80,343		
COLLEGE REGISTRATION FEE TO AFRC	18,153		
GROUP INSURANCE FOR STUDENTS	28,784		
INSURANCE FOR FIXED ASSETS	26,632		
INSURANCE FOR VEHICLES	89,594		
LAB MAINTENACE CHARGES	1,74,546		
ELECTRICITY CHARGES	14,09,817		
EXAM BRANCH EXPENSES	77,800		
EXAMINATION EXPENSES	15,29,155		
CONVAYANCE EXPENSES	3,99,099		
NEWS PAPERS AND JOUNALS	1,28,460		
INTERESTON TDS	30,045		
LATE FEE ON TDS	17,295		
INTEREST ON BANK OD	7,16,995		
OTHER EXPENSES	8,35,790		
TRAINING AND PALCEM,ENTS	10,07,238		
POSTAL CHARGES	47,027		
PROGRAMS AND EVENTS	2,47,841		
REPAIRS AND MAINTENACE	7,74,076		
BANK SWIPING MACHINE COMMISSION	15,478		
BANK LOAN PROCESSING CHARGES	65,090		
STAFF PROFESSION TAX	97,900		
STATIONERY	1,39,288		
TELEPHONE CHARGES	2,78,988		
TRANSPORTATION CHARGES	1,51,718		
TRAVELLING CHARGES	2,21,945		
UCS FEE PAYMENT TO JNTUA	16,41,400		
DISCOUNT EXPENSES	2,000		
DONATIONS	40,000		
GUST FACULTY CHARGES	23,053		
DEPRICIATION	1,26,73,903		
INCOME OVER EXPENDITURE	(1,60,84,518)		
	2,63,08,563		2,63,08,563

orange colour indicating

including salary component, depreciation and excess of income over expenditure


[Signature]
Principal

Sanskriti School of Engineering
Beedupalli Road, Prasanthingram,
PUTTAPARTHI - 515 134.
Anantapuramu (Dt) A.P.




For Pola & Associates
Chartered Accountants
FRN: 017947S

[Signature]
Pola Ramakrishnalal
M.No. 220942
Proprietor




For Sai Sanskriti Educational Soci.,

[Signature]
Chairman



**SANSKRITHI EDUCATIONAL SOCIETY-REG.NO-4952008
CO. SANSKRITHI SCHOOL OF BUSINESS, BEHIND SUPERSPECIALITY HOSPITAL, BEEDUPALLI ROAD, PUTTAPARTHI.
SANSKRITHI SCHOOL OF ENGINEERING DEPRECIATION STATEMENT FOR THE FINANCIAL YEAR-2018-2019**

S.No	Description of the asset	Assets Relating to	Opening Balance	Additions more than 180 days	Additions less than 180 days	Deletions/sales	Total assets	Rate of dep for more than 180 days	Rate of depreciation less than 180 days	Depreciation for more than 180 days	Depreciation for less than 180 days	Total Depreciation	Closing WDV						
BUILDINGS 10%																			
1	Eng College building	Eng college	6,90,24,564	7,22,885	88,89,422	-	7,86,36,871	10%	5%	69,74,745	4,44,471	74,19,216.04	7,12,17,655						
10% BLOCK OF ASSETS																			
1	Furniture and fittings for Eng. College	Eng. college	24,79,198	13,00,000	-	-	37,79,198	10%	5%	3,77,920	-	3,77,919.75	34,01,278						
15% BLOCK OF ASSETS (PLANT AND MACHINERY)																			
1	Car (Hundai Santia fe)	Eng college	21,49,438	-	-	-	21,49,438	15%	8%	3,22,416	-	3,22,415.63	18,27,022						
2	College Bus AP02TD0032	Eng college	10,41,135	-	-	-	10,41,135	15%	8%	1,56,170	-	1,56,170.30	8,84,965						
3	Chemistry, physics Lab Equipments	Eng college	6,15,519	-	-	-	6,15,519	15%	8%	92,328	-	92,327.80	5,23,191						
4	ECE Lab Equipments	Eng college	13,83,103	7,08,513	5,66,400	-	26,58,016	15%	8%	3,13,742	42,480	3,56,222.40	23,01,794						
5	Mechanical lab Equipments	Eng college	33,60,187	7,16,568	35,730	-	41,12,485	15%	8%	6,11,513	2,680	6,14,193.01	34,98,292						
6	Drawing tables for eng college	Eng college	97,032	-	-	-	97,032	15%	8%	14,555	-	14,554.76	82,477						
7	Tools for eng college labs	Eng college	69,886	-	-	-	69,886	15%	8%	10,483	-	10,482.84	59,403						
8	Civil Lab Equipments	Eng college	16,56,478	3,20,420	4,04,880	-	23,81,778	15%	8%	2,96,535	30,366	3,26,900.63	20,54,877						
9	Server Racks for eng college	Eng college	63,813	-	-	-	63,813	15%	8%	9,572	-	9,571.97	54,241						
10	Sound System	Eng college	71,988	31,095	-	-	1,03,083	15%	8%	15,462	-	15,462.45	87,621						
11	Bio Metric finger print machine	Eng college	94,518	77,000	-	-	1,00,352	15%	8%	15,053	-	15,052.83	85,299						
12	Xerox machine for Eng college	Eng college	33,865	77,000	-	-	1,12,865	15%	8%	16,930	-	16,929.74	95,935						
13	Road Side Lights	Eng college	19,560	43,670	-	-	63,230	15%	8%	2,934	3,275	6,209.23	57,021						
14	JD Card Printing Machine	Eng College	46,114	-	-	-	46,114	15%	8%	6,917	-	6,917.03	39,197						
15	Air conditioners	Eng College	3,33,708	98,231	64,500	-	4,96,439	15%	8%	64,791	4,838	69,628.32	4,26,810						
16	Mobile phones	Eng College	34,330	6,637	15,000	-	56,167	15%	8%	6,175	1,125	7,300.10	48,867						
17	Refrigerator	Eng College	11,546	40,100	-	-	51,646	15%	8%	7,747	-	7,746.83	43,899						
18	Telephones	Eng College	37,497	-	-	-	37,497	15%	8%	5,624	-	5,624.49	31,872						
19	Projector	Eng College	91,804	1,30,042	-	-	2,21,846	15%	8%	33,277	-	33,276.87	1,88,569						
20	Television	Eng College	-	-	41,200	-	41,200	15%	8%	-	3,090	3,090.00	38,110						
21	Fire Equipment	Eng College	-	6,80,000	26,700	-	26,700	15%	8%	-	2,003	2,002.50	24,698						
22	Generator	Eng college	1,93,449	-	-	-	1,93,449	15%	8%	1,31,017	-	1,31,017.41	7,42,432						
23	College Bus AP02TD3798	Eng college	20,34,281	-	-	-	20,34,281	15%	8%	3,08,142	-	3,08,142.13	17,26,139						
24	College Bus AP02TG220	Eng college	19,33,498	-	-	-	19,33,498	15%	8%	2,90,025	-	2,90,024.63	16,43,473						
25	EEE Lab Equipments	Eng college	16,21,700	7,50,996	4,49,344	-	28,22,040	15%	8%	3,55,904	33,701	3,89,605.23	24,32,435						
40% BLOCK OF ASSETS (PLANT AND MACHINERY)																			
1	Computers for Eng college	Eng College	12,73,765	2,80,230	5,04,250	-	20,60,265	40%	20%	6,22,406	1,00,850	7,23,256.05	13,37,009						
2	English Language software for Eng college	Eng college	4,200	-	-	-	4,200	40%	20%	1,680	-	1,680.00	2,520						
3	Internet equipments for eng college	Eng College	14,765	-	-	-	14,765	40%	20%	5,906	-	5,906.00	8,859						
4	Net working sys for Eng college	Eng College	1,58,450	38,700	3,400	-	2,19,950	40%	20%	86,420	-	1,32,650	1,32,650						
5	Printers	Eng college	-	40,800	-	-	40,800	40%	20%	16,240	-	16,240.00	24,560						
6	Speakers	Eng college	12,180	-	-	-	12,180	40%	20%	4,872	-	4,872.00	7,308						
7	ICC Cameras for Eng college	Eng college	1,54,885	-	-	-	1,54,885	40%	20%	61,954	-	61,954.00	92,931						
8	Label Printing Machine	Eng college	12,748	-	-	-	12,748	40%	20%	5,099	-	5,099.00	7,649						
9	Laptops for Eng college	Eng college	21,600	49,997	-	-	71,597	40%	20%	8,640	-	8,640.00	62,957						
10	LUPS System for Eng college	Eng college	4,73,047	-	-	-	4,73,047	40%	20%	1,89,219	-	1,89,219.00	2,83,828						
100% BLOCK ASSETS																			
1	Eng college	Eng College	1,84,874	2,33,603	2,46,518	-	6,74,995	100%	50%	4,28,477	1,23,259	5,51,735.50	1,23,259						
Total												9,07,24,678	63,19,118	1,13,41,011	10,83,84,808	1,18,71,090	8,02,816	1,26,73,906	9,57,10,901





SAI SANSKRITHI EDUCATIONAL SOCIETY::REG.NO.-495/2008
C/O.SANSKRITHI SCHOOL OF BUSINESS, BEHIND SUPER SPECIALITY

SANSKRITHI SCHOOL OF ENGINEERING COLLEGE INCOME AND EXPENDITURE ACCOUNT
FOR THE YEAR ENDED,31.03.2018(GENERAL FUND & FCRA FUND)

Expenditure	Total	Income	Total
Bus Expenses	8,60,408	College fee Receipts including Fee Reimbursement from Govt	2,01,09,200
Students, Staff Uniform Expenses	10,70,000	Bus fee Collection	9,99,000
Printing charges	7,90,825	Donstions from Anahata	24,300
Salaries	1,26,60,041	Other Receipts	19,75,854
ID Card Expenses	67,000		
B Category, Spot Admissions Ratification fee to APSCHE	87,350		
Greenery Expenses	1,03,440		
Bank charges	8,389		
College affiliation,Nodal and Other fees to JNTU	1,19,250		
College Approval Fee to AICTE	1,00,000		
Principal,Staff Ratification fee to JNTU	5,000		
Exam Fee	7,12,995		
College promotion expenses	13,12,528		
Insurance for Vehicles	72,804		
Labs Maintenance exp	46,472		
Electricity charges	3,53,235		
Exam remuneration for Observers and Invigilators	82,400		
News paper and journals	-		
Website designing charges	1,34,240		
Fire Approval Charges to Fire Dpt.	1,67,070		
Other expenses	3,58,443		
Postal and courier charges	26,137		
Programmes and events	1,22,740		
Repairs and maintenance	6,94,120		
Sai prudent ex(Scholarship test)	2,20,328		
Stationary	61,848		
Telephone and cell phone bills	1,40,678		
Transport charges	50,599		
Travelling expenses	1,74,448		
UCS, IUT fee payment to JNTU	12,54,000		
Guest Faculty Remuneration	21,608		
Depreciation	1,20,28,691		
Income Over Expenditure	(1,07,98,733)		
	2,31,08,354		2,31,08,354

Orange colour indicating
including salary component,
depreciation and excess of
income over expenditure

A. Jeyaraj
Principal

Sanskriti School of Engineering
Beedupalli Road, Prasanthingram,
PUTTAPARTHI - 515 134.
Anantapuramu (Dt) A.P.






For POLA & ASSOCIATES
CHARTERED ACCOUNTANTS
FRN: 017947S

A. Jeyaraj
POLA RAMESH NISHANATH
M.No. 220942
Proprietor

SVS SANSKRITHI EDUCATIONAL SOCIETY:REG.NO.-092/003
 CO. SANSKRITHI SCHOOL OF BUSINESS, BEEDUPALLI ROAD, PUTTAPARTHI.
 SANSKRITHI SCHOOL OF ENGINEERING (Eng.College) CONSOLIDATED DEPRECIATION STATEMENT FINANCIAL YEAR-2017-2018


Description of the asset	Assets relating to	Opening Balance	Addition more than 180 days	Deletion	Total assets	Rate of Dep for more than 180 days	Rate of depreciation less than 180 days	Depreciation for more than 180 days	Depreciation for less than 180 days	Total Depreciation	Closing WDV
1) Buildings 10% (Eng. College Building)	Eng.college	7,28,68,598.82	5,96,741	-	7,65,24,033	10%	5%	73,46,534	1,52,935	74,99,468.64	6,90,24,564.36
2) 10% Block Of assets Furniture and fittings for Eng. College	Eng.college	20,64,345.00	6,34,480	-	27,51,725	10%	5%	2,69,882.50	2,645.00	2,72,527.50	24,79,197.50
3) Plant and machinery-15% (Car (Hyundai Santa fe)	Eng.college	25,28,750.00	-	-	25,28,750	15%	8%	3,79,313	-	3,79,312.50	21,49,437.50
College Bus	Eng.college	12,24,855.09	-	-	12,24,865	15%	8%	1,83,790	-	1,83,729.76	10,41,135.32
Chemistry, Physics Lab Equipments	Eng.college	6,92,956.19	28,655.0	-	7,21,611	15%	8%	1,03,943	2,149	1,06,092.55	6,15,518.64
ECE Lab Equipments	Eng.college	7,57,081.75	4,10,937	-	15,89,921	15%	8%	1,75,203	31,645	2,06,847.71	13,83,103.03
Mechanical lab Equipments	Eng.college	11,25,483.52	10,96,935	-	38,12,828	15%	8%	3,33,357	1,19,284	4,52,640.45	33,60,187.07
Drawing tables for eng.college	Eng.college	1,14,155.00	-	-	1,14,155	15%	8%	17,123	-	17,123.25	97,031.75
Tools for eng.college labs	Eng.college	82,218.33	-	-	82,218	15%	8%	12,333	-	12,332.75	69,885.58
Civil Lab Equipments	Eng.college	1,95,500.00	15,14,387	-	19,29,426	15%	8%	2,56,483	16,465	2,72,948.48	16,56,477.53
Server Racks for eng.college	Eng.college	75,074.25	-	-	75,074	15%	8%	11,261	-	11,261.14	63,813.11
Sound System	Eng.college	58,968.75	25,723	-	84,692	15%	8%	12,704	-	12,703.76	71,987.99
Bio Metric finger print machine	Eng.college	6,863.75	-	-	6,864	15%	8%	1,050	-	1,029.56	5,834.19
Xerox machine for Eng.college	Eng.college	42,194.00	-	-	42,194	15%	8%	6,329	-	6,329.10	35,864.90
ID Card Printing Machine	Eng.College	54,251.25	-	-	54,251	15%	8%	8,138	-	8,137.69	46,113.56
Air conditioners	Eng.College	1,65,777.63	2,08,429.0	-	3,74,207	15%	8%	24,867	15,632	40,498.82	3,33,707.81
Mobile phones	Eng.College	33,957.50	5,058	-	40,494	15%	8%	5,852	111	5,963.18	34,530.33
Refrigerator	Eng.College	13,583.00	-	-	13,583	15%	8%	2,037	-	2,037.45	11,545.55
Telephones	Eng.College	44,113.68	64,000	-	44,114	15%	8%	6,617	-	6,617.05	37,496.63
Projector	Eng.College	44,004.50	-	-	1,08,005	15%	8%	16,201	-	16,200.68	91,803.83
Generator for Eng.college	Eng.college	2,27,587.50	-	-	2,27,588	15%	8%	34,138	-	34,138.13	1,93,449.38
College Bus AP02TD3798	Eng.college	-	24,16,801	-	24,16,801	15%	8%	3,62,520	-	3,62,520.15	20,54,280.85
College Bus AP02TG230	Eng.college	-	22,74,703	-	22,74,703	15%	8%	3,41,205	-	3,41,205.45	19,33,497.55
EEE Lab Equipments	Eng.college	-	11,33,379	-	18,45,085	15%	8%	1,70,007	53,378	2,23,384.80	16,21,700.20
3) Plant and machinery-40%											
Computers for Eng.college	Eng.College	27,275,200	3,85,000	-	20,10,275	40%	20%	6,64,910	69,600	7,34,510.08	12,75,765.12
Internet equipments for eng.college	Eng.College	17,398.80	12,212	-	24,609	40%	20%	9,844	-	9,843.52	14,765.28
Net working sys for Eng.college	Eng.College	52,25,904	71,751	-	2,29,065	40%	20%	49,600	-	70,615.02	1,58,450.02
English Language software for Eng.college	Eng.college	7,000	-	-	7,000	40%	20%	-	-	-	4,200.00


Principal
Sanskriti School of Engineering
 Beedupalli Road, Prasanthnigram,
 PUTTAPARTHI - 515 134.
 Anantapuramu (Dt) A.P.



UPS for Eng.college	Eng.college	4,518.92	-	-	4,519	40%	20%	1,808	-	1,807.57	2,711.35
Speakers	Eng.college	20,300.00	-	-	20,300	40%	20%	8,120	-	8,120.00	12,180.00
CC Cameras for Eng.college	Eng.college	-	2,44,739	10,052.0	2,54,791	40%	20%	97,896	2,010	99,906.00	1,54,885.00
Table Printing Machine	Eng.college	-	-	15,935.0	15,935	40%	20%	-	3,187	3,187.00	12,748.00
Laptops for Eng.college	Eng.college	-	36,000	-	36,000	40%	20%	14,400	-	14,400.00	21,600.00
UPS System for Eng.college	Eng.college	-	-	5,87,920.0	5,87,920	40%	20%	-	1,17,584	1,17,584.00	4,70,336.00
5100% Block Of Assets	Eng.college	53,635.00	2,52,359	3,69,747.0	6,75,741	100%	50%	3,05,994	1,84,874	4,90,867.50	1,84,873.50
Books For Eng college	Eng.college	8,28,47,674.47	1,21,75,205	77,30,490	10,27,53,370			1,12,36,182	7,92,510	1,20,28,691.23	9,07,24,678.42
Total											




Principal
 Jansukrihi School of Engineering
 Beedupalli Road, Prasanthingram,
 PUTTAPARTHI - 515 134,
 Anantapuramu (Dt) A.P.

