

SANSKRITHI SCHOOL OF ENGINEERING COLLEGE INCOME AND EXPENDITURE ACCOUNT  
FOR THE YEAR ENDED,31.03.2018(GENERAL FUND & FCRA FUND)

Expenditure	Total	Income	Total
Bus Expenses	8,60,408	College fee Receipts including Fee Reimbursement from Govt	2,01,09,200
Students, Staff Uniform Expenses	10,70,000	Bus fee Collection	9,99,000
Printing charges	7,90,825	Donstions from Anahata	24,300
Salaries	1,26,60,041	Other Receipts	19,75,854
ID Card Expenses	67,000		
B Category, Spot Admissions Ratification fee to APSCHE	87,350		
Greenery Expenses	1,03,440		
Bank charges	8,389		
College affiliation, Nodal and Other fees to JNTU	1,19,250		
College Approval Fee to AICTE	1,00,000		
Principal, Staff Ratification fee to JNTU	5,000		
Exam Fee	7,12,995		
College promotion expenses	13,12,528		
Insurance for Vehicles	72,804		
Labs Maintenance exp	46,472		
Electricity charges	3,53,235		
Exam remuneration for Observers and Invigilators	82,400		
News paper and journals	-		
Website designing charges	1,34,240		
Fire Approval Charges to Fire Dpt.	1,67,070		
Other expenses	3,58,443		7
Postal and courier charges	26,137		
Programmes and events	1,22,740		
Repairs and maintenance	6,94,120		
Sai prudent ex(Scholarship test)	2,20,328		
Stationary	61,848		
Telephone and cell phone bills	1,40,678		
Transport charges	50,599		
Travelling expenses	1,74,448		
UCS, IUT fee payment to JNTU	12,54,000		
Guest Faculty Remuneration	21,608		
Depreciation	1,20,28,691		
Income Over Expenditure	(1,07,98,733)		
	2,31,08,354		2,31,08,354



For POLA & ASSOCIATES  
CHARTERED ACCOUNTANTS  
FRN: 0179475

POLA RAVI KRISHNAPAH  
M.No. 220942  
Proprietor

*[Signature]*  
Principal

Sanskriti School of Engineering  
Beedupalli Road, Prasanthingram,  
PUTTAPARTHI - 515 134.  
Anantapuramu (Dt) A.P.



**SRI SANSKRITHI EDUCATIONAL SOCIETY REG. NO: 4952008**  
**CO. SANSKRITHI SCHOOL OF BUSINESS, BEHIND SUPERSPECIALITY HOSPITAL, BEEDUPALLI ROAD, PUTTAPARTHI.**  
**SANSKRITHI SCHOOL OF ENGINEERING (Eng College) CONSOLIDATED DEPRECIATION STATEMENT FINANCIAL YEAR-2017-2018**

Description of the asset	Assets Relating to	Opening Balance	Additions more than 180 days.	Additions less than 180 days	Deletions/sales	Total assets	Rate of Dep for more than 180 days	Rate of Depreciation less than 180 days	Depreciation for more than 180 days	Depreciation for less than 180 days	Total Depreciation	Closing WDV
Buildings 10%	Eng college	7,28,68,598.82	5,96,741	30,58,693.2	-	7,65,24,033	10%	5%	73,46,534	1,52,935	74,99,468.64	6,90,24,564.36
College Building	Eng college	20,64,345.00	6,34,480	52,900.0	-	21,51,725	10%	5%	2,69,882.50	2,645.00	2,72,527.50	24,79,197.50
Block Of assets	Eng college	25,28,750.00	-	-	-	25,28,750	15%	8%	3,79,313	-	3,79,312.50	21,49,437.50
Hyundai Santa fe	Eng college	12,24,885.09	-	-	-	12,24,885	15%	8%	1,83,730	-	1,83,729.76	10,41,135.32
Eng Bus	Eng college	6,92,956.19	-	28,655.0	-	7,21,611	15%	8%	1,03,943	2,149	1,06,092.55	6,15,518.64
Chemistry/physics Lab	Eng college	7,57,081.75	4,10,937	4,21,932.0	-	15,89,951	15%	8%	1,75,203	31,645	2,06,847.71	13,83,103.03
Lab Equipments	Eng college	11,25,443.52	10,96,935	15,90,449.0	-	38,12,828	15%	8%	3,33,357	1,19,284	4,52,640.45	33,60,187.07
Chemical lab Equipments	Eng college	1,14,155.00	-	-	-	1,14,155	15%	8%	17,123	-	17,123.25	97,031.75
Printing tables for	Eng college	82,218.33	-	-	-	82,218	15%	8%	12,333	-	12,332.75	69,885.58
Equipments for eng college labs	Eng college	1,95,500.00	15,14,387	2,19,539.0	-	19,29,426	15%	8%	2,56,483	16,465	2,72,948.48	16,56,477.53
Lab Equipments	Eng college	75,074.25	-	-	-	75,074	15%	8%	11,261	-	11,261.14	63,813.11
Over Racks for eng college	Eng college	58,968.75	25,723	-	-	84,692	15%	8%	12,704	-	12,703.76	71,987.99
Und System	Eng college	6,863.75	-	-	-	6,864	15%	8%	1,090	-	1,029.56	5,834.19
Metric finger print	Eng college	42,194.00	-	-	-	42,194	15%	8%	6,329	-	6,329.10	35,864.90
Box machine for	Eng college	54,251.25	-	-	-	54,251	15%	8%	8,138	-	8,137.69	46,113.56
Card Printing Machine	Eng college	1,65,777.63	-	2,08,429.0	-	3,74,207	15%	8%	24,867	15,632	40,498.82	3,33,707.81
Conditioners	Eng college	33,957.50	5,058	1,478.0	-	40,494	15%	8%	5,852	111	5,963.18	34,530.33
Mobile phones	Eng college	13,583.00	-	-	-	13,583	15%	8%	2,037	-	2,037.45	11,545.55
Refrigerator	Eng college	44,113.68	-	-	-	44,114	15%	8%	6,617	-	6,617.05	37,496.63
Telephones	Eng college	44,004.50	64,000	-	-	1,08,005	15%	8%	16,201	-	16,200.68	91,803.83
Projector	Eng college	2,27,587.50	-	-	-	2,27,588	15%	8%	34,138	-	34,138.13	1,93,449.38
Generator for Eng college	Eng college	24,16,801	24,16,801	-	-	24,16,801	15%	8%	3,62,520	-	3,62,520.15	20,54,280.85
Generator for Eng college	Eng college	22,74,703	22,74,703	-	-	22,74,703	15%	8%	3,41,205	-	3,41,205.45	19,33,497.55
Eng Bus APOZTD3798	Eng college	-	11,33,379	7,11,706.0	-	18,45,085	15%	8%	1,70,007	53,378	2,23,384.80	16,21,700.20
Eng Bus APOZTG230	Eng college	-	-	-	-	-	-	-	-	-	-	-
Lab Equipments	Eng college	7,775.20	13,85,000	3,48,000.0	-	20,10,275	40%	20%	6,64,910	69,600	7,34,510.08	12,75,765.12
Lab Equipments	Eng college	12,396.80	12,212	-	-	24,609	40%	20%	9,844	-	9,844.52	14,765.28
Computers for Eng college	Eng college	52,259.04	71,751	1,05,055.0	-	2,29,065	40%	20%	2,800	-	2,800	1,58,450.02
Internet equipments for	Eng college	7,000.00	-	-	-	7,000	40%	20%	-	-	-	2,000
Working sys for	Eng college	-	-	-	-	-	-	-	-	-	-	-
English Language software	Eng college	-	-	-	-	-	-	-	-	-	-	-



Principal  
 Sri Sankrithi School of Engineering  
 Beedupalli Road, Puttaparthi - 515 134.  
 Anantapuramu (Dt) A.P.







SAI SANSKRITHI EDUCATIONAL SOCIETY::REG.NO.-495/2008

C/O.SANSKRITHI SCHOOL OF BUSINESS, BEHIND SUPER SPECIALITY HOSPITAL,PUTTAPARTHI.

SANSKRITHI SCHOOL OF BUSINESS COLLEGE INCOME AND EXPENDITURE ACCOUNT FOR THE YEAR 31/3/19

Expenditure	Total	Income	Total
TEACHING AND NON TEACHING STAFF SALRIES	71,73,248	COLLEGE FEE RECEIPTS INCLUDING FEE REIMBURSEMENT FROM GOVT	68,40,060
STUDENTS AND STAFF UNIFORMS	1,00,000	OTHER COLLEGE RECEIPTS	17,09,355
PRINTING CHARGES	10,07,366		
COLLEGE REGISTRATION FEE TO AFRC	9,076		
BANK CHARGES	9,782		
COLLEGE AFFILIATION FEE TO JNTU	33,000		
AICTE FEE	1,02,350		
EXAMINATION EXPENSES	6,75,840		
ADVERTISEMENT EXPENSES	10,62,637		
ELECTRICITY CHARGES	2,00,765		
EXAM BRANCE EXPENSES	1,17,500		
FIRE APPROVAL CHARGES	10,150		
CARD SWIPING MACHINE COMMISSION	23,096		
NEWS PAPERS AND JOURNALS	40,640		
OTHER EXPENSES	5,88,311		
POSTAL CHARGES	15,679		
PROGRAMS AND EVENTS	1,43,267		
REPAIRS AND MAINTENANCE FOR COMPUTER LAB	92,121		
TRAINING AND PLACEMENTS	7,95,755		
PRINCIPAL AND STAFF RATIFICATION FEE TO JNTU	87,300		
TELEPHONE CHARGES	97,475		
TRANSPORTATION CHARGES	11,656		
TRAVELLING CHARGES	17,365		
UCS FEE TO JNTUA	6,58,100		
POOJA EXPENSES	27,117		
REPAIRS AND MAINTENANCE FOR BUILDINGS	2,48,200		
GENERAL EXPENSES	2,20,760		
DEPRICIATION	10,78,293		
INCOME OVER EXPENDITURE	(60,97,434)		
	85,49,415		85,49,415



For Pola & Associates  
Chartered Accountants  
FRN: 017947S

Pola Ramakrishnah  
M.No. 220942  
Proprietor



For Sai Sanskrithi Educational Society.

Chairman

Principal

Sanskriti School of Engineering  
Beedupalli Road, Prasanthingram,  
PUTTAPARTHI - 515 134.  
Anantapuramu (Dt) A.P.



**SAT SANSKRITHI EDUCATIONAL SOCIETY::REG:NO-4912008**  
**CO. SANSKRITHI SCHOOL OF BUSINESS, BEHIND SUPER SPECIALITY HOSPITAL, BEEDUPALLI ROAD, PUTTAPARTHI.**  
**SANSKRITHI SCHOOL OF BUSINESS DEPRECIATION STATEMENT FOR THE FINANCIAL YEAR-2018-2019**

Sl.No	Description of the asset	Assets Relating to	Opening Balance	Additions more than 180 days	Additions less than 180 days	Deletions/sales	Total assets	Rate of dep for more than 180 days	Rate of depreciation less than 180 days	Depreciation for more than 180 days	Depreciation for less than 180 days	Total depreciation	Closing WDV
<b>BUILDINGS 10%</b>													
1	College Building	MBA College	73,24,649	-	-	-	73,24,649	10%	5%	7,32,465	-	73,24,649	65,92,184
2	Building(Temple) at college	MBA College	1,19,043	-	-	-	1,19,043	10%	5%	11,904	-	1,19,043	1,07,139
3	Global School Building	MBA College	-	-	34,11,362	-	34,11,362	10%	5%	-	1,70,568	1,70,568	32,40,794
<b>10% BLOCK OF ASSETS</b>													
1	Furniture and fittings	MBA College	5,82,283	-	-	-	5,82,283	10%	5%	58,228	-	58,228	5,24,055
2	Fans	MBA College	38,237	-	-	-	38,237	10%	5%	3,826	-	3,826	34,412
<b>15% BLOCK OF ASSETS (PLANT AND MACHINERY)</b>													
1	Bore motor	MBA College	15,532	-	-	-	89,282	15%	8%	13,392	-	13,392	75,890
2	Access control Power locking system for doors	MBA College	28,417	-	-	-	28,417	15%	8%	4,263	-	4,263	24,155
3	Electrical fittings	MBA College	39,309	-	-	-	39,309	15%	8%	5,896	-	5,896	33,413
4	M/C	MBA College	7,953	-	-	-	7,953	15%	8%	1,193	-	1,193	6,760
5	Projector	MBA College	58,550	-	-	-	58,550	15%	8%	8,783	-	8,783	49,768
6	Television	MBA College	10,437	-	-	-	10,437	15%	8%	1,566	-	1,566	8,872
7	Thumb print machine (Bio Metric)	MBA College	21,379	46,020	-	-	67,399	15%	8%	10,110	-	10,109	57,290
8	Xerox machine	MBA College	32,261	-	55,000	-	87,261	15%	8%	4,839	4,125	8,964	78,297
9	Solar lights	MBA College	11,314	-	-	-	11,314	15%	8%	1,697	-	1,697	9,617
10	Fire Equipment	MBA College	38,634	-	-	-	38,634	15%	8%	5,795	-	5,795	32,839
11	Sports Equipment	MBA College	-	73,920	-	-	73,920	15%	8%	11,088	-	11,088	62,832
<b>0% BLOCK OF ASSETS (PLANT AND MACHINERY)</b>													
1	Air condition	MBA College	79	-	-	-	79	40%	20%	31	-	31	47
2	Forward water filter	MBA College	7	-	-	-	7	40%	20%	3	-	3	4
3	Cameras	MBA College	123	13,155	-	-	13,278	40%	20%	5,311	-	5,311	7,967
4	CC Cameras	MBA College	86	-	-	-	86	40%	20%	34	-	34	52
5	Computers	MBA College	2,399	-	-	-	2,399	40%	20%	959	-	959	1,439
6	Fanmachines	MBA College	2	-	-	-	2	40%	20%	1	-	1	1
7	Refrigerator	MBA College	6	-	-	-	6	40%	20%	2	-	2	4
8	Printers	MBA College	6,539	-	-	-	6,539	40%	20%	2,616	-	2,616	3,924
9	Net working sys	MBA College	8,473	-	30,000	-	38,473	40%	20%	3,389	6,000	9,389	29,084
10	Computer speakers	MBA College	3	-	-	-	3	40%	20%	1	-	1	2
11	Water cooler	MBA College	38	-	-	-	38	40%	20%	15	-	15	23
12	water filter	MBA College	21	-	-	-	21	40%	20%	8	-	8	13
13	UPS System for MBA College	MBA College	2,711	14,000	-	-	16,711	40%	20%	6,885	-	6,885	10,027
<b>0% BLOCK ASSETS</b>													
1	Books	MBA College	-	-	6,998	-	6,998	100%	50%	-	3,499	3,499	3,499
	<b>Total</b>		<b>83,46,508</b>	<b>2,20,845</b>	<b>35,03,360</b>	<b>-</b>	<b>1,20,72,713</b>			<b>8,94,102</b>	<b>1,34,192</b>	<b>10,79,294</b>	<b>1,09,94,419</b>



**Sanskriti School of Engineering**  
 Beedupalli Road, Prasanthigram,  
 PUTTAPARTHI - 515 134,  
 Anantapuramu (Dt) A.P.





**SAI SANSKRITHI EDUCATIONAL SOCIETY::REG.NO.-495/2008**  
**C/O.SANSKRITHI SCHOOL OF BUSINESS, BEHIND SUPER SPECIALITY HOSPITAL,PUTTAPARTHI.**  
**SANSKRITHI SCHOOL OF ENGINEERING INCOME AND EXPENDITURE ACCOUNT FOR THE YEAR ENDED 31.03.2020**

Expenditure	Amount	Income	Amount
Bus Expenses	21,02,772	College Fees Including Fee Reambursement From GOVT	1,41,07,450
Refreshment expenses	68,400	Other College Receipts	50,07,784
Printing Charges	11,09,392	Bus fee Collection	22,39,600
Salaries	1,84,51,460	Donations from Anahata	4,14,900
Admissions Ratification fee to APSCHE	1,75,000	Interest on Fixed Deposits	35,750
Interest ,Late fee on TDS	76,100	Discount Received	12,76,551
Greenery Expenses	1,99,800	Interest on TDS	5,995
Bank charges	1,02,540		
College affiliation,IUT and Other fees to JNTU	1,93,000		
College Approval Fee to AICTE	75,000		
Exam.Condonation fee to JNTU	11,54,800		
College promotion expenses	6,57,832		
Convenience Expenses	2,94,950		
Electricity charges	17,88,258		
Exam remuneration	1,62,580		
Lanatorium to guest faculty	38,535		
Interest on OD	7,89,079		
Interest on Eng. Equipment Loan	31,22,343		
Interest on Bus loan	2,27,015		
Insurance for Fixed Assets	26,632		
News paper and journals	7,700		
Stationery	84,883		
Other expenses	3,76,702		
Postal and courier charges	47,399		
Programmes and events	2,52,025		
Repairs and maintenance	87,428		
Repairs and maintenance for Vehicles	12,300		
Placements and training Exp	7,23,580		
Internet bill	80,000		
Telephone and cell phone bills	1,27,365		
Transport charges	23,790		
Travelling expenses	1,08,944		
UCS fee payment to JNTU	63,450		
Audit fee	10,000		
Insurance for vehicles	4,28,526		
ID Card Expenses	20,000		
Repairs and Maintenance Labs including consumables	10,99,224		
Card Swiping Machine Commission	12,784		
Administration expenses	3,10,000		
<b>Income Before Depreciation</b>	<b>(1,16,03,559.32)</b>		
	<b>2,30,88,030</b>		<b>2,30,88,030</b>
		Income before depreciation	(1,16,03,559)
Depreciation	1,17,62,203		
<b>Income After Depreciation</b>	<b>(2,33,65,762)</b>		
	<b>(1,16,03,559)</b>		<b>(1,16,03,559)</b>



For POLA & ASSOCIATES  
 CHARTERED ACCOUNTANTS  
 FRN: 017947S

POLA RAMAKRISHNANAH  
 M.No. 220942  
 Principal

Sanskriti School of Engineering  
 Beedupalli Road, Prasanthingram,  
 PUTTAPARTHI - 515 134.

Anantapuramu (D) A P



**SAT SANSKRITHI EDUCATIONAL SOCIETY: REG.NO-4952008**  
**CO. SANSKRITHI SCHOOL OF BUSINESS, BEHIND SUPERPECIALITY HOSPITAL, BEEDIPALLI ROAD, PUTTAPARTHI.**  
**SANSKRITHI SCHOOL OF ENGINEERING DEPRECIATION STATEMENT FINANCIAL YEAR-2019-2020**

Description of the asset	Assets Relating to	Opening Balance	Additions more than 180 days	Additions less than 180 days	Deletions/sales	Total assets	Rate of dep for more than 180 days	Rate of depreciation less than 180 days	Depreciation for more than 180 days	Depreciation for less than 180 days	Total depreciation	Closing WDV
<b>Buildings 10% Block of assets</b>												
Eng College Building	Eng college	7,12,17,655.41	3,54,756.00	3,05,945.00	-	7,18,78,386	10%	5%	71,57,244	15,297	71,72,541.39	6,47,05,845.02
<b>10% Block Of assets</b>												
Furniture and things for Eng. College	Eng college	34,01,277.75	50,000.00	14,923.00	-	34,66,201	10%	5%	3,45,128	746	3,45,873.93	31,20,326.83
<b>Plant and machinery-15%</b>												
Com/Aluminum Sewer	Eng college	18,27,021.85	-	-	-	18,27,022	15%	8%	2,74,053	-	2,74,053.28	15,52,968.59
Collete Bus 400120032	Eng college	8,54,965.03	-	-	-	8,54,965	15%	8%	1,32,745	-	1,32,744.75	7,22,220.27
Perumun physical Lab Equipments	Eng college	5,23,190.84	-	-	-	5,23,191	15%	8%	78,479	-	78,479.63	4,44,711.21
ECE Lab Equipments	Eng college	23,01,793.63	-	-	-	23,01,794	15%	8%	3,45,269	-	3,45,269.04	19,56,524.58
Medical Lab Equipments	Eng college	34,98,292.06	-	-	-	34,98,292	15%	8%	5,24,744	-	5,24,743.81	29,73,548.25
Drawing table for eng college	Eng college	62,47,699	-	-	-	62,47,7	15%	8%	12,372	-	12,371.55	50,105.44
Table for eng college Lab	Eng college	59,402.75	-	-	-	59,403	15%	8%	8,910	-	8,910.41	50,492.33
Chem Lab Equipments	Eng college	20,54,876.90	-	-	-	20,54,877	15%	8%	3,08,232	-	3,08,231.53	17,46,645.35
Sewer Bus for eng college	Eng college	54,241.15	-	-	-	54,241	15%	8%	8,136	-	8,136.17	46,104.98
Sewer Bus for eng college	Eng college	5,620.54	13,638.00	-	-	1,01,239	15%	8%	15,189	-	15,189.4	55,069.76
Bus Vehicle Driver from machine	Eng college	85,299.36	-	-	-	85,299	15%	8%	12,795	-	12,794.90	72,504.45
Items including for Eng college	Eng college	95,935.17	-	50,000.00	-	1,45,935	15%	8%	14,390	3,750	18,140.27	1,27,794.89
Road Side Light	Eng college	57,020.75	-	-	-	57,021	15%	8%	8,553	-	8,553.11	49,467.64
D Card Printing Machine	Eng college	39,196.53	-	-	-	39,197	15%	8%	5,879	-	5,879.48	33,317.05
for computers	Eng college	4,76,810.49	9,172.00	-	-	4,76,810	15%	8%	64,022	-	64,021.57	4,12,788.91
Vehicle printer	Eng college	48,867.23	-	-	-	48,869	15%	8%	8,706	-	8,705.88	40,161.34
Printer	Eng college	43,898.72	-	-	-	43,899	15%	8%	6,585	-	6,584.81	37,313.91
Printer	Eng college	31,872.14	19,198.00	-	-	51,070	15%	8%	7,661	-	7,660.92	43,409.97
Printer	Eng college	1,88,598.95	55,838.00	-	-	2,44,407	15%	8%	36,661	-	36,661.04	2,07,746.91
Printer	Eng college	38,110.00	-	-	-	38,110	15%	8%	5,717	-	5,716.50	32,393.50
Eng Equipments	Eng college	24,697.50	-	-	-	24,698	15%	8%	3,705	-	3,704.63	20,992.88
Computer	Eng college	7,42,431.97	-	-	-	7,42,432	15%	8%	1,11,365	-	1,11,364.89	6,31,067.07
College Bus 400120032	Eng college	17,46,139.72	-	-	-	17,46,139	15%	8%	2,61,921	-	2,61,921.79	14,84,217.91
College Bus 400120032	Eng college	16,43,472.92	-	-	-	16,43,473	15%	8%	2,46,521	-	2,46,520.64	13,96,951.58
College Bus 400120032	Eng college	-	-	27,56,469.00	-	27,56,469	15%	8%	-	2,06,735	2,06,735.18	25,49,726.83
College Bus 400120032	Eng college	-	-	27,56,469.00	-	27,56,469	15%	8%	-	2,06,735	2,06,735.18	25,49,726.83
ECE Lab Equipments	Eng college	24,32,434.97	-	-	-	24,32,435	15%	8%	3,64,865	-	3,64,865.25	20,67,569.72
Good Truck	Eng college	-	-	8,760.00	-	8,760	15%	8%	-	657	657.00	8,103.00
<b>Plant and machinery-40%</b>												
Computers for Eng college	Eng College	13,37,009.07	-	-	-	13,37,009	40%	20%	5,34,804	-	5,34,803.63	8,02,205.44
Engal Laptop with printer Eng college	Eng college	2,520.00	-	-	-	2,520	40%	20%	1,008	-	1,008.00	1,512.00
Printer for Eng college	Eng College	8,859.17	-	-	-	8,859	40%	20%	3,544	-	3,543.67	5,315.50
for working for Eng college	Eng College	1,32,650.01	-	-	-	1,32,650	40%	20%	53,060	-	53,060.01	79,590.02
Printer	Eng college	24,560.00	-	8,000.00	-	32,560	40%	20%	9,744	1,600	11,344.00	21,016.00
Socilary	Eng college	7,308.00	-	-	-	7,308	40%	20%	2,923	-	2,923.00	4,384.80
CC Computer for Eng college	Eng college	92,931.00	4,370.00	-	-	97,301	40%	20%	38,920	-	38,920.00	58,381.00
Engal Printer for Eng college	Eng college	7,649.60	-	-	-	7,649	40%	20%	3,060	-	3,060.00	4,589.60
Printer for Eng college	Eng college	52,657.60	-	-	-	52,658	40%	20%	21,183	-	21,183.00	31,474.60
Engal System for Eng college	Eng college	2,83,828.41	-	-	-	2,83,828	40%	20%	1,13,531	-	1,13,531.00	1,70,297.41
Engal System for Eng college	Eng college	-	-	9,100.00	-	9,100	40%	20%	-	-	-	9,100.00
100% Block of Assets	Eng college	1,23,359.00	-	99,964.00	-	2,23,323	100%	50%	1,23,359	49,002	1,72,361.00	50,000.00
Books for Eng college	Eng College	0.171000137	0.17100700	60.9963000	-	10.232753337	100%	50%	1.127488021	4.8732275	17.106080506	0.000000000

**Sanskrithi School of Engineering**  
**Beedipalli Road Prasanthnagar**  
**PUTTAPARTHI - 515 134**  
**Principal**  
**PUTTAPARTHI - 515 134**




SAI SANSKRITHI EDUCATIONAL SOCIETY ::REG.NO.495/2008

C/O SANSKRITHI SCHOOL OF BUSINES,BEEDUPALLI ROAD,PRASANTHI GRAM,PUTTAPARTHI -515134

SANSKRITHI SCHOOL OF ENGINEERING INCOME AND EXPENDITURE ACCOUNT FOR THE YEAR ENDED 31.03.2021

EXPENDITURE	AMOUNT RS.	INCOME	AMOUNT RS.
Teaching Staff Salaries	94,29,419	Eng.College Fee Receipts	4,21,85,130
Non Teaching Staff Salaries	21,70,150	Bus fee Receipts	15,63,030
Repairs and maintenance	17,61,800	Other Receipts	19,76,108
Staffwelfare Expenses	14,000	Receivable Fee Collection	89,45,447
Advertisement Expenses	7,86,856		
Conveyance and Traveling expenses	9,31,897		
Interest on Loans	40,34,313		
Interest on Bank OD	2,84,896		
Interest on TDS	17,190		
Donations	1,00,000		
Insurance for Fixed assets	16,791		
Insurance for Vehicles	4,02,147		
Taxes for Buses	6,745		
Audit Fee	10,000		
Administration expenses	10,99,505		
JNTU Affiliation fee	2,94,700		
Registration fee to APHEMRC	35,010		
Bank Charges	56,927		
Exams Related Expenses	12,94,095		
Web designing charges	2,64,000		
Greenery Expenses	2,06,024		
ID Card Exepnses	27,573		
Internet Bills	1,01,621		
Telephone Bills	2,89,306		
News Papers and Journals	14,750		
Eng.Lab Maintenance Charges	82,973		
Play Ground Maintenance Charges	3,62,800		
Loans Processing, Stamping Charges	1,68,013		
MOU Membership Fee	94,636		
Other Expenses	2,66,287		
Refreshments	8,660		
Training and Placements	3,74,943		
Pooja Expenses	6,780		
Postal Charges	46,623		
Printing Charges	2,65,810		
PT Renewal Charges	5,000		
Programs,Events and Seminars	2,85,450		
Student Ratification Fee to APSCHE	1,14,100		
Lab records Expenses	5,00,000		
Exam Remunerations	2,38,700		
Stationery	41,311		
Transport Charges	83,210		
UCS Fee to JNTUA	16,31,400		
Student and staff Uniforms	25,000		
Electriccharges	2,74,014		
Depreciation on Fixed Assets	1,08,37,104		
Income Over Expenditure	1,53,07,186		
	<u>5,46,69,715</u>		

  
Principal  
Sanskriti School of Engineering  
Beedupalli Road, Prasanthingram.  
PUTTAPARTHI - 515 134.  
Anantapuramu (Dt) A.P.

5,46,69,715




Sai Sanskriti Educational Society





Sl.No	Description of the asset	Assets Relating to	Opening Balance	Additions more than 180 days	Additions less than 180 days	Deletions/sales	Total assets	Rate of dep for more than 180 days	Rate of depreciation less than 180 days	Depreciation for more than 180 days	Depreciation for less than 180 days	Total depreciation	Closing WDV
1	Buildings 10%												
	Eng College Building	Eng.college	6,47,05,845	5,66,010	3,45,000	-	6,56,16,855	10%	5%	65,27,186	17,250	65,44,436	5,90,72,420
	Roads and Copound wall	Eng.college		28,85,855	6,68,610	-	35,54,465	10%	5%	2,88,586	33,431	3,22,016	32,32,449
2	10% Block Of assets												
	Furniture and fittings for Eng. College	Eng.college	31,20,327	10,000	4,39,460	-	35,69,787	10%	5%	3,13,033	21,973	3,35,006	32,34,781
3	Plant and machinery-15%												
	Car (Hyundai Santia fe)	Eng.college	15,52,969			-	15,52,969	15%	8%	2,32,945	-	2,32,945	13,20,023
	College Bus Ap02TD0032	Eng.college	7,52,220			-	7,52,220	15%	8%	1,12,833	-	1,12,833	6,39,387
	Chemistry, physics Lab Equipments	Eng.college	4,44,712		7,000	-	4,51,712	15%	8%	66,707	525	67,232	3,84,480
	ECE Lab Equipments	Eng.college	19,56,525		1,72,516	-	21,29,041	15%	8%	2,93,479	12,939	3,06,417	18,22,623
	Mechanical lab Equipments	Eng.college	29,73,548			-	29,73,548	15%	8%	4,46,032	-	4,46,032	25,27,516
	Drawing tables for eng.college	Eng.college	70,105			-	70,105	15%	8%	10,516	-	10,516	59,590
	Tools for eng.college labs	Eng.college	50,492			-	50,492	15%	8%	7,574	-	7,574	42,918
	Civil Lab Equipments	Eng.college	17,46,645			-	17,46,645	15%	8%	2,61,997	-	2,61,997	14,84,649
	Server Racks for eng.college	Eng.college	46,105			-	46,105	15%	8%	6,916	-	6,916	39,189
	Electrical fittings	Eng.college		77,000		-	77,000	15%	8%	11,550	-	11,550	65,450
	Sound System	Eng.college	86,070			-	86,070	15%	8%	12,910	-	12,910	73,159
	Bio Metric finger print machine	Eng.college	72,504			-	72,504	15%	8%	10,876	-	10,876	61,629
	Xerox machine for Eng.college	Eng.college	1,27,795			-	1,27,795	15%	8%	19,169	-	19,169	1,08,626
	Road Side Lights	Eng.college	48,468	1,50,159		-	1,98,627	15%	8%	29,794	-	29,794	1,68,833
	ID Card Printing Machine	Eng. College	33,317			-	33,317	15%	8%	4,998	-	4,998	28,319
	Air conditioners	Eng. College	3,62,789			-	3,62,789	15%	8%	54,418	-	54,418	3,08,371
	Mobile phones	Eng. College	49,333			-	49,333	15%	8%	7,400	-	7,400	41,933
	Refrigerator	Eng. College	37,314			-	37,314	15%	8%	5,597	-	5,597	31,717
	Telephones	Eng. College	43,410			-	43,410	15%	8%	6,511	-	6,511	36,898
	Projector	Eng. College	2,07,746			-	2,07,746	15%	8%	31,162	-	31,162	1,76,584
	Television	Eng. College	32,394			-	32,394	15%	8%	4,859	-	4,859	27,534
	Greazer	Eng.college			9,000	-	9,000	15%	8%	-	675	675	8,325
	Fire Equipment	Eng.college	20,993			-	20,993	15%	8%	3,144	-	3,144	17,849
	Generator	Eng.college	6,31,067			-	6,31,067	15%	8%	94,660	-	94,660	5,36,407
	College Bus AP02TD0032	Eng.college	14,84,218			-	14,84,218	15%	8%	2,22,633	-	2,22,633	12,61,585
	College Bus AP02TGZ00	Eng.college	13,96,952			-	13,96,952	15%	8%	2,22,633	-	2,22,633	11,74,319
	College Bus AP39TD0049	Eng.college	19,59,329			-	19,59,329	15%	8%	2,93,479	-	2,93,479	16,65,850
	College Bus AP39TD0613	Eng.college	18,00,464			-	18,00,464	15%	8%	2,61,997	-	2,61,997	15,38,467
	EEE Lab Equipments	Eng.college	20,67,570			-	20,67,570	15%	8%	3,06,417	-	3,06,417	17,61,153
	Goods Trolley	Eng.college	8,103			-	8,103	15%	8%	1,215	-	1,215	6,888
4	Plant and machinery- 40%												
	Eng. College	Eng. College	8,02,205		1,57,997	-	9,60,202	40%	20%	3,20,882	31,599	3,52,482	6,07,721



Printed for Eng.college




**SAI SANSKRITHI EDUCATIONAL SOCIETY: REG. NO-495/2008**  
**CO. SANSKRITHI SCHOOL OF BUSINESS, BEHIND SUPER SPECIALITY HOSPITAL, BEEDUPALLI ROAD, PUTTAPARTHI.**  
**ENGINEERING COLLEGE DEPRECIATION STATEMENT FINANCIAL YEAR-2020-2021**


SLNo	Description of the asset	Assets Relating to	Opening Balance	Additions more than 180 days	Additions less than 180 days	Deletions/sales	Total assets	Rate of dep for more than 180 days	Rate of depreciation less than 180 days	Depreciation for more than 180 days	Depreciation for less than 180 days	Total depreciation	Closing WDV
	English Language software for Eng college	Eng college	1,512				1,512	40%	20%	605	-	605	907
	Internet equipments for eng college	Eng College	5,316				5,316	40%	20%	2,126	-	2,126	3,189
	Net working sys for Eng college	Eng College	79,590				79,590	40%	20%	31,836	-	31,836	47,754
	Printers	Eng college	21,016				21,016	40%	20%	8,406	-	8,406	12,610
	Speakers	Eng college	4,385				4,385	40%	20%	1,754	-	1,754	2,631
	CC Cameras for Eng college	Eng college	58,381		1,09,209		1,67,590	40%	20%	23,352	21,842	45,194	1,22,396
	Table Printing Machine	Eng college	4,589				4,589	40%	20%	1,836	-	1,836	2,754
	Laptops for Eng college	Eng college	31,775				31,775	40%	20%	12,710	-	12,710	19,065
	UPS System for Eng college	Eng college	1,70,297				1,70,297	40%	20%	68,119	-	68,119	1,02,178
	IRIS Machine	Eng college	7,280				7,280	40%	20%	2,912	-	2,912	4,368
5	100% Block Of Assets		49,982				49,982	100%	50%	49,982	-	49,982	-
	Books For Eng college	Eng College	8,91,25,655	36,89,024	19,08,792	-	9,47,23,471			1,06,96,871	1,40,233	1,08,37,104	8,38,86,367
		Total											

For Sai Sanskrithi Educational Society

  
CHAIRMAN

COPI: 2220942AYOY XM 8672



  
Principal  
Sanskriti School of Engineering  
Beedupalli Road, Prasanthingram,  
PUTTAPARTHI - 515 134.  
Anantapuramu (Dt) A.P.



SAI SANSKRITHI EDUCATIONAL SOCIETY ::REG.NO.495/2008

SANSKRITHI SCHOOL OF BUSINES,BEEDUPALLI ROAD,PRASANTHI GRAM,PUTTAPARTHI  
SANSKRITHI SCHOOL OF ENGINEERING INCOME AND EXPENDITURE ACCOUNT FOR THE  
YEAR ENDED 31.03.2022

EXPENDITURE	AMOUNT RS.	INCOME	AMOUNT RS.
Teaching Staff Salaries	3,86,58,432	Eng.College Fee Receipts	4,29,29,054
Teaching Staff Salaries	1,21,61,685	Bus fee Receipts	23,72,095
Advertisement Expenses	19,67,430	Interest on FD	1,73,966
Interest on OD	5,05,744	Other Receipts	23,62,767
Interest on Loans	51,27,237	Receivable Fee Collection	2,17,57,642
Insurance for Fixed assets	43,424	Interest income-APSEB	22,000
TU Affiliation fee	1,88,500		
College EOA Payment to AICTE	1,00,000		
Bank Charges	39,504		
Web designing charges	55,751		
Refund to Student	1,59,900		
Card Exepnses	69,751		
Internet & Telephone Bills	2,73,857		
Travelling & Conveyance Exp	27,28,834		
Passports Processing, Stamping Charges	2,11,950		
Lab. Maintance and Cosumables	9,00,802		
POU Membership Fee	47,200		
Gardening	6,99,208		
Pooja Expenses	9,150		
Postal & Courier Charges	2,50,103		
Printing & Stationery	13,86,457		
Library Expenses	48,629		
Seminars, Work Shop& Events	34,56,851		
Stamp duty fee on TDS	22,910		
Exam fee Payment to JNTUA ATP	16,09,235		
Exam Remunerations	1,29,830		
Student and staff Uniforms	25,000		
Spot Admissions Expenses	49,000		
Electricity charges	10,74,870		
Repairs & Maintanance for Bus	3,13,091		
Taxes for Buses	37,240		
Depreciation	99,46,058		
Excess of Expenditure Over Income			
	<u>8,22,97,633</u>		<u>1,26,80,109</u>
			<u>8,22,97,633</u>

*[Signature]*  
Principal

Sanskriti School of Engineering  
Beedupalli Road, Prasanthingram,  
PUTTAPARTHI - 515 134.  
Puttapuramu (Dt) A.P.

For Sai Sanskriti Educational Society

*[Signature]*  
CHAIRMAN



UDIN: 22220942A70YXM867




SLNo	Description of the asset	Assets Relating to	Opening Balance	Additions more than 180 days	Additions less than 180 days	Deletions/sales	Total assets	Rate of dep for more than 180 days	Rate of depreciation less than 180 days	Depreciation for more than 180 days	Depreciation for less than 180 days	Total depreciation	Closing WDV
1	Buildings 10%	Eng.college	5,90,72,420	1,000	1,51,500	-	5,92,24,920	10%	5%	59,07,342	7,575	59,14,917	5,33,10,003
	Eng.College Building	Eng.college	32,32,449	-	-	-	32,32,449	10%	5%	3,23,245	-	3,23,245	29,09,204
	Roads and Compound wall	Eng.college	6,23,04,869	1,000	1,51,500	-	6,24,57,369	-	-	62,30,587	7,575	62,38,162	5,62,19,207
	TOTAL												
2	10% Block Of assets	Eng.college	32,34,781	30,00,000	-	-	62,34,781	10%	5%	6,23,478	-	6,23,478	56,11,303
	Furniture and fittings for Eng. College	Eng.college	32,34,781	30,00,000	-	-	62,34,781	10%	5%	6,23,478	-	6,23,478	56,11,303
	TOTAL												
3	Plant and machinery-15% for Btech	Eng.college	13,20,023	-	-	-	13,20,023	15%	8%	1,98,003	-	1,98,003	11,22,020
	Car (Hyundai Santa fe)	Eng.college	6,39,387	-	-	-	6,39,387	15%	8%	95,908	-	95,908	5,43,479
	College Bus AP02TD0032	Eng.college	3,84,480	-	-	-	3,84,480	15%	8%	57,672	-	57,672	3,26,808
	Chemistry/physics Lab Equipments	Eng.college	18,22,623	-	-	-	18,22,623	15%	8%	2,73,393	-	2,73,393	15,49,230
	ECE Lab Equipments	Eng.college	25,27,516	-	-	-	25,27,516	15%	8%	4,10,985	-	4,10,985	23,28,912
	Mechanical lab Equipments	Eng.college	59,590	-	-	-	59,590	15%	8%	8,938	-	8,938	50,651
	Drawing tables for eng.college	Eng.college	42,918	-	-	-	42,918	15%	8%	6,438	-	6,438	36,481
	Tools for eng.college labs	Eng.college	14,84,649	-	80,000	-	15,64,649	15%	8%	2,22,697	6,000	2,28,697	13,35,951
	Civil Lab Equipments	Eng.college	39,189	-	-	-	39,189	15%	8%	5,878	-	5,878	33,311
	Server Racks for eng.college	Eng.college	65,450	-	-	-	65,450	15%	8%	9,818	-	9,818	55,633
	Electrical fittings	Eng.college	73,159	-	-	-	73,159	15%	8%	10,974	-	10,974	62,185
	Sound System	Eng.college	61,629	-	-	-	61,629	15%	8%	9,244	-	9,244	52,384
	Bio Metric Finger print machine	Eng.college	1,08,626	-	-	-	1,08,626	15%	8%	1,62,94	-	1,62,94	92,332
	Xerox machine for Eng.college	Eng.college	1,68,833	-	-	-	1,68,833	15%	8%	25,325	-	25,325	1,43,508
	Road Side Lights	Eng.college	28,319	-	-	-	28,319	15%	8%	4,248	-	4,248	24,072
	ID Card Printing Machine	Eng.college	3,08,371	-	-	-	3,08,371	15%	8%	46,256	-	46,256	2,62,115
	Air conditioners	Eng.college	41,933	-	-	-	41,933	15%	8%	6,290	-	6,290	35,643
	Mobile phones	Eng.college	31,717	-	-	-	31,717	15%	8%	4,758	-	4,758	26,959
	Refrigerator	Eng.college	36,898	-	-	-	36,898	15%	8%	5,535	-	5,535	31,363
	Telephones	Eng.college	1,76,584	-	-	-	1,76,584	15%	8%	26,488	-	26,488	1,50,096
	Projector	Eng.college	27,534	-	-	-	27,534	15%	8%	4,130	-	4,130	23,404
	Television	Eng.college	8,325	-	-	-	8,325	15%	8%	1,249	-	1,249	7,076
	Greeter	Eng.college	17,844	-	-	-	17,844	15%	8%	43,177	-	43,177	2,44,667
	Fire Equipment	Eng.college	5,36,407	2,70,000	-	-	2,87,844	15%	8%	80,461	-	80,461	4,55,947
	Generator of Eng	Eng.college	12,61,585	-	-	-	12,61,585	15%	8%	1,80,239	-	1,80,239	10,72,347
	College Bus AP07TD0398	Eng.college	11,87,409	-	-	-	11,87,409	15%	8%	1,78,111	-	1,78,111	10,09,298
	College Bus AP07TD0419	Eng.college	16,65,429	-	-	-	16,65,429	15%	8%	2,49,814	-	2,49,814	14,15,615
	College Bus AP07TD0449	Eng.college	15,30,394	-	-	-	15,30,394	15%	8%	2,26,641	-	2,26,641	13,00,835
	College Bus AP07TD0472	Eng.college	17,57,434	-	-	-	17,57,434	15%	8%	2,66,641	-	2,66,641	14,93,819
	EEE Lab Equipments	Eng.college	6,888	-	-	-	6,888	15%	8%	26,85,539	-	26,85,539	5,554
	Godde Tolly	Eng.college	1,74,21,145	4,82,381	80,000	-	1,79,83,526	-	-	2,43,088	-	2,43,088	1,52,91,997
	Computers & Electrical Things etc.	Eng.college	6,07,721	-	-	-	6,07,721	40%	20%	-	-	-	3,64,633
	40% Btech	Eng.college	-	-	-	-	-	-	-	-	-	-	-
	Computers for Eng.college	Eng.college	-	-	-	-	-	-	-	-	-	-	-

Principal  
 School of Engineering  
 SANSKRITHI  
 26,85,539  
 Puttaparthi - 515 105  
 Puttaparthi (D.A.9A.59)




SLNo	Description of the asset	Assets Relating to	Opening Balance	Additions more than 180 days	Additions less than 180 days	Deletions/sales	Total assets	Rate of dep for more than 180 days	Rate of depreciation less than 180 days	Depreciation for more than 180 days	Depreciation for less than 180 days	Total depreciation	Closing WDV
	English Language software for Eng.college	Eng.college	907	50,400		-	51,307	40%	20%	20,523	-	20,523	30,784
	Internet equipments for eng.college	Eng.College	3,189			-	3,189	40%	20%	1,276	-	1,276	1,914
	Net working sys for Eng.college	Eng.College	47,754			-	47,754	40%	20%	19,102	-	19,102	28,652
	Printers	Eng.college	12,610			-	12,610	40%	20%	5,044	-	5,044	7,566
	Speakers	Eng.college	2,631			-	2,631	40%	20%	1,052	-	1,052	1,579
	CC Cameras for Eng.college	Eng.college	1,22,396		12,500	-	1,34,896	40%	20%	48,958	2,500	51,458	83,437
	Lable Printing Machine	Eng.college	2,754			-	2,754	40%	20%	1,101	-	1,101	1,652
	Laptops for Eng.college	Eng.college	19,065			-	19,065	40%	20%	7,626	-	7,626	11,439
	UPS System for Eng.college	Eng.college	1,02,178			-	1,02,178	40%	20%	40,871	-	40,871	61,307
	IRIS Machine	Eng.college	4,368			-	4,368	40%	20%	1,747	-	1,747	2,621
	<b>TOTAL</b>		<b>9,25,572</b>	<b>50,400</b>	<b>12,500</b>	<b>-</b>	<b>9,88,472</b>	<b>4.40</b>	<b>2.20</b>	<b>3,90,389</b>	<b>2,500</b>	<b>3,97,889</b>	<b>5,95,583</b>
<b>5</b>	<b>100% Block Of Assets</b>												
	Books For Eng.college	Eng.College	-	-	-	-	-	100%	50%	-	-	-	-
	<b>Total</b>												
	<b>B.TECH GRAND TOTAL</b>		<b>8,38,86,367</b>	<b>35,33,781</b>	<b>2,44,000</b>	<b>-</b>	<b>8,76,64,148</b>			<b>99,29,983</b>	<b>16,075</b>	<b>99,46,058</b>	<b>7,77,18,090</b>

For Sai Sanskriti Educational Society  
  
 CHAIRMAN



UDIN : 22220942A yoy x N18672



  
 Principal  
 Sanskriti School of Engineering  
 Beedupalli Road, Prasanthnagar,  
 PUTTAPARTHI - 515 134.  
 Anantapuramu (Dt) A.P.