



Description of the asset	Assets Relating to	Opening Balance	Additions more than 180 days.	Additions less than 180 days	Deletions/sales	Total assets	Rate of dep for more than 180 days	Rate of depreciation less than 180 days	Depreciation for more than 180 days	Depreciation for less than 180 days	Total depreciation	Closing WDV
Buildings 10%	Eng. college	7,28,68,598.82	5,96,741	30,58,693.2	-	7,65,24,033	10%	5%	73,46,534	1,52,935	74,99,468.64	6,90,24,564.36
Eng. College Building	Eng. college	-	-	-	-	-	-	-	-	-	-	-
0% Block Of assets	Eng. college	-	-	-	-	-	-	-	-	-	-	-
urniture and fittings for Eng. college	Eng. college	20,64,345.00	6,34,480	52,900.0	-	27,51,725	10%	5%	2,69,882.50	2,645.00	2,72,527.50	24,79,197.50
Plant and machinery-15%	Eng. college	25,28,750.00	-	-	-	25,28,750	15%	8%	3,79,313	-	3,79,312.50	21,49,437.50
or (Hyundai Santa fe)	Eng. college	12,24,865.09	-	-	-	12,24,865	15%	8%	1,83,730	-	1,83,729.76	10,41,135.32
College Bus	Eng. college	-	-	-	-	-	-	-	-	-	-	-
hemistry/physics Lab	Eng. college	6,92,956.19	-	28,655.0	-	7,21,611	15%	8%	1,03,943	2,149	1,06,092.55	6,15,518.64
Equipments	Eng. college	7,57,081.75	4,10,937	4,21,932.0	-	15,89,951	15%	8%	1,75,203	31,645	2,06,847.71	13,83,103.03
EE Lab Equipments	Eng. college	-	-	-	-	-	-	-	-	-	-	-
mechanical lab Equipments	Eng. college	11,25,443.52	10,96,935	15,90,449.0	-	38,12,828	15%	8%	3,33,357	1,19,284	4,52,640.45	33,60,187.07
rawing tables for	Eng. college	-	-	-	-	-	-	-	-	-	-	-
ng. college	Eng. college	1,14,155.00	-	-	-	1,14,155	15%	8%	17,123	-	17,123.25	97,031.75
ng. college	Eng. college	82,218.33	-	-	-	82,218	15%	8%	12,333	-	12,332.75	69,885.58
ng. college	Eng. college	1,95,500.00	15,14,387	2,19,539.0	-	19,29,426	15%	8%	2,56,483	16,465	2,72,948.48	16,56,477.53
ng. college	Eng. college	75,074.25	-	-	-	75,074	15%	8%	11,261	-	11,261.14	63,813.11
ng. college	Eng. college	58,968.75	25,723	-	-	84,692	15%	8%	12,704	-	12,703.76	71,987.99
ng. college	Eng. college	6,863.75	-	-	-	6,864	15%	8%	1,090	-	1,029.56	5,834.19
ng. college	Eng. college	42,194.00	-	-	-	42,194	15%	8%	6,329	-	6,329.10	35,864.90
ng. college	Eng. college	54,251.25	-	-	-	54,251	15%	8%	8,138	-	8,137.69	46,113.56
ng. college	Eng. college	1,65,777.63	-	2,08,429.0	-	3,74,207	15%	8%	24,867	15,632	40,498.82	3,33,707.81
ng. college	Eng. college	33,957.50	5,058	1,478.0	-	40,494	15%	8%	5,852	111	5,963.18	34,530.33
ng. college	Eng. college	13,583.00	-	-	-	13,583	15%	8%	2,037	-	2,037.45	11,545.55
ng. college	Eng. college	44,113.68	-	-	-	44,114	15%	8%	6,617	-	6,617.05	37,496.63
ng. college	Eng. college	44,004.50	64,000	-	-	1,08,005	15%	8%	16,201	-	16,200.68	91,803.83
ng. college	Eng. college	2,27,587.50	-	-	-	2,27,588	15%	8%	34,138	-	34,138.13	1,93,449.38
ng. college	Eng. college	-	24,16,801	-	-	24,16,801	15%	8%	3,62,520	-	3,62,520.15	20,54,280.85
ng. college	Eng. college	-	22,74,703	-	-	22,74,703	15%	8%	3,41,205	-	3,41,205.45	19,33,497.55
ng. college	Eng. college	-	11,33,379	7,11,706.0	-	18,45,085	15%	8%	1,70,007	53,378	2,23,384.80	16,21,700.20
ng. college	Eng. college	2,77,275.20	13,85,000	3,48,000.0	-	20,10,275	40%	20%	6,64,910	69,600	7,34,510.08	12,75,765.12
ng. college	Eng. college	12,396.80	12,212	-	-	24,609	40%	20%	9,944	-	9,943.52	14,765.28
ng. college	Eng. college	52,259.04	71,751	1,05,055.0	-	2,29,065	40%	20%	49,604	2,011	51,615.02	2,58,450.02
ng. college	Eng. college	7,000.00	-	-	-	7,000	40%	20%	2,800	-	2,800.00	4,200.00

Orange colour : In Infrastructure details
Green colour : Books For Library




Sanskriti School of Engineering
Beedupalli Road, Prasannaingram,
PUTTAPARTHI - 515 134.
Anantapuramu (Dt) A.P.






UPS for Eng.college	Eng.college	4,51,892	-	-	-	4,51,919	-	-	40%	20%	1,808	-	1,807.57	2,711.35
Speakers	Eng.college	20,300.00	-	-	-	20,300	-	-	40%	20%	8,120	-	8,120.00	12,180.00
CC Camaras for Eng.college	Eng.college	-	2,44,739	10,052.0	-	2,54,791	-	-	40%	20%	97,896	2,010	99,906.00	1,54,885.00
Lable Printing Machine	Eng.college	-	-	15,935.0	-	15,935	-	-	40%	20%	-	3,187	3,187.00	12,748.00
Laptops for Eng.college	Eng.college	-	36,000	-	-	36,000	-	-	40%	20%	14,400	-	14,400.00	21,600.00
UPS System for Eng.college	Eng.college	-	-	5,87,920.0	-	5,87,920	-	-	40%	20%	-	1,17,594	1,17,594.00	4,70,356.00
5 100% Block Of Assets	Eng.College	53,635.00	2,52,359	3,69,747.0	-	6,75,741	-	-	100%	50%	3,05,994	1,84,874	4,90,867.50	1,84,873.50
Books For Eng.college	Total	8,28,47,674.47	1,21,75,205	77,30,490	-	10,27,53,370	-	-			1,12,35,182	7,92,510	1,20,24,591.23	9,07,24,578.42



Sanskriti School of Engineering
 Beedupalli Road, Prasanthnigram,
 PUTTAPARTHI - 515 134.
 Anantapuramu (Dy) A.P.

Principal


Orange colour : In Prasthucture Augmentation
 Green colour : Books For Library

SAL SANSKRITH EDUCATIONAL SOCIETY::REG.NO-4992/2008
 CO. SANSKRITH SCHOOL OF BUSINESS, BEHIND SUPER SPECIALITY HOSPITAL, BEEDUPALLI ROAD, PUTTAPARTHI,
 SANSKRITH SCHOOL OF ENGINEERING DEPRECIATION STATEMENT FOR THE FINANCIAL YEAR-2018-2019

SLNo	Description of the asset	Assets Relating to	Opening Balance	Additions more than 180 days	Additions less than 180 days	Deletions/sales	Total assets	Rate of dep for more than 180 days	Rate of depreciation less than 180 days	Depreciation for more than 180 days	Depreciation for less than 180 days	Total Depreciation	Closing WDV'
BUILDINGS 10%													
1	Eng College Building	Eng college	6,90,24,564	7,22,883	88,89,422	-	7,86,36,871	10%	5%	69,74,745	4,44,471	74,19,21,604	7,12,17,655
10% BLOCK OF ASSETS													
1	Furniture and fittings for Eng. College	Eng college	24,79,198	13,00,000	-	-	37,79,198	10%	5%	3,77,920	-	3,77,919.75	34,01,278
15% BLOCK OF ASSETS (PLANT AND MACHINERY)													
1	Car (Mahindra Scorpio G)	Eng college	21,49,438	-	-	-	21,49,438	15%	8%	3,22,416	-	3,22,415.63	18,27,022
2	College Bus AP02TD0032	Eng college	10,41,135	-	-	-	10,41,135	15%	8%	1,56,170	-	1,56,170.50	8,84,965
3	Chemistry, physics Lab Equipments	Eng college	6,15,519	-	-	-	6,15,519	15%	8%	92,328	-	92,327.40	5,23,191
4	ECE Lab Equipments	Eng college	13,83,103	7,08,513	5,66,400	-	26,58,016	15%	8%	3,13,742	42,480	3,56,222.40	23,01,794
5	Mechanical lab Equipments	Eng college	33,60,187	7,16,568	35,220	-	41,12,485	15%	8%	6,11,513	2,680	6,14,193.01	34,98,292
6	Drawing tables for eng college	Eng college	97,032	-	-	-	97,032	15%	8%	14,555	-	14,554.76	82,477
7	Tools for eng college labs	Eng college	69,886	-	-	-	69,886	15%	8%	10,483	-	10,482.84	59,403
8	Civil Lab Equipments	Eng college	16,56,478	3,20,420	4,04,880	-	23,81,778	15%	8%	2,96,535	30,366	3,26,900.63	20,54,877
9	Server racks for eng college	Eng college	63,813	31,095	-	-	63,813	15%	8%	9,372	-	9,371.97	54,441
10	Sound System	Eng college	71,988	94,518	-	-	1,03,083	15%	8%	15,462	-	15,462.45	87,621
11	Bio Metric finger print machine	Eng college	5,834	77,000	-	-	1,03,332	15%	8%	15,053	-	15,052.83	88,569
12	Axerox machine for Eng college	Eng college	35,865	77,000	-	-	1,12,865	15%	8%	16,930	-	16,929.74	95,935
13	Road Side Lights	Eng college	-	19,560	43,670	-	63,230	15%	8%	2,934	3,275	6,209.25	57,021
14	ID Card Printing Machine	Eng college	46,114	98,231	64,500	-	4,66,439	15%	8%	6,917	-	6,917.03	39,197
15	Air conditioners	Eng college	3,33,708	6,637	15,000	-	3,61,677	15%	8%	6,175	1,125	7,300.10	4,26,810
16	Mobile phones	Eng college	11,546	40,100	-	-	51,646	15%	8%	7,747	-	7,746.83	43,899
17	Refrigerator	Eng college	37,497	1,30,042	-	-	37,497	15%	8%	5,624	-	5,624.49	31,872
18	Telephones	Eng college	91,804	-	41,200	-	2,21,866	15%	8%	33,277	-	33,276.87	1,88,589
19	Projector	Eng college	-	-	26,700	-	41,200	15%	8%	-	3,090	3,090.00	38,110
20	Television	Eng college	-	-	6,80,000	-	8,73,449	15%	8%	1,31,017	-	1,31,017.41	2,46,888
21	Generator	Eng college	1,93,449	-	-	-	20,54,281	15%	8%	3,08,142	-	3,08,142.13	17,46,139
22	College Bus AP02TD3798	Eng college	20,54,281	19,33,498	7,50,996	-	19,33,498	15%	8%	2,90,025	-	2,90,024.65	16,43,473
23	College Bus AP02TD230	Eng college	19,33,498	16,21,700	4,49,344	-	28,22,040	15%	8%	3,55,904	-	3,55,904.23	24,32,435
24	College Bus AP02TD230	Eng college	16,21,700	-	-	-	20,60,265	15%	20%	6,22,406	1,00,850	7,23,256.05	13,37,009
25	ECE Lab Equipments	Eng college	4,200	-	-	-	4,200	40%	20%	1,680	-	1,680.00	2,520
40% BLOCK OF ASSETS (PLANT AND MACHINERY)													
1	Computers for Eng college	Eng college	12,75,765	2,80,250	5,04,250	-	20,60,265	40%	20%	6,22,406	1,00,850	7,23,256.05	13,37,009
2	English Language software for Eng college	Eng college	4,200	-	-	-	4,200	40%	20%	1,680	-	1,680.00	2,520
3	Internet equipments for eng college	Eng College	14,765	-	-	-	14,765	40%	20%	5,906	-	5,906.11	8,859
4	Networking sus for Eng college	Eng College	1,58,450	58,100	3,400	-	2,19,950	40%	20%	86,620	680	1,32,650	8,859
5	Printers	Eng college	-	40,600	-	-	40,600	40%	20%	16,240	-	16,240.00	24,360
6	Speakers	Eng college	12,180	-	-	-	12,180	40%	20%	4,872	-	4,872.00	7,308
7	CC Cameras for Eng college	Eng college	1,54,885	-	-	-	1,54,885	40%	20%	61,954	-	61,954.00	7,649
8	Table Printing Machine	Eng college	12,748	-	-	-	12,748	40%	20%	5,099	-	5,099.20	7,649
9	Laptops for Eng college	Eng college	21,600	-	49,997	-	71,597	40%	20%	28,639	9,999	38,638.00	32,958
10	UPS System for Eng college	Eng college	4,73,047	-	-	-	4,73,047	40%	20%	1,89,219	-	1,89,218.94	2,83,828
100% BLOCK ASSETS													
1	Eng College	Eng College	1,84,874	2,43,603	2,46,518	-	6,74,995	100%	50%	4,28,497	1,51,599	5,51,733.50	1,23,259
Total			9,07,24,678	63,19,118	1,13,41,011	-	10,43,83,800			1,18,71,090	1,51,599	1,26,63,906	9,57,10,907



Sanskriti School of Engineering
 Beedupalli Road, Pallempingram,
 PUTTAPARTHI - 515 104,
 Andhra Pradesh, INDIA



SLNo	Description of the asset	Assets Relating to	Opening Balance	Additions more than 180 days	Additions less than 180 days	Deletions/sales	Total assets	Rate of dep for more than 180 days	Rate of depreciation less than 180 days	Depreciation for more than 180 days	Depreciation for less than 180 days	Total depreciation	Closing WDV
Buildings 10% Block of assets													
	Eng College Building	Eng college	7,12,17,655.41	3,54,786.00	3,05,945.00	-	7,18,786.36	10%	5%	71,57,244	1,51,207	71,72,541.35	6,47,05,845.02
10% Block Of assets													
	Plant and machinery 15%	Eng college	34,01,277.75	50,000.00	14,923.00	-	34,66,201	10%	5%	3,45,128	746	3,45,873.93	31,20,326.83
Plant and machinery 15%													
	Eng College	Eng college	18,27,021.85	-	-	-	18,27,022	15%	8%	2,74,033	-	2,74,033	15,52,988.59
	Eng College	Eng college	8,54,965.03	-	-	-	8,54,965	15%	8%	1,32,745	-	1,32,745	7,22,220.27
	Eng College	Eng college	5,23,190.84	-	-	-	5,23,191	15%	8%	78,429	-	78,429	4,44,761.21
	Eng College	Eng college	23,01,793.63	-	-	-	23,01,794	15%	8%	3,45,269	-	3,45,269	19,56,524.58
	Eng College	Eng college	34,98,292.06	-	-	-	34,98,292	15%	8%	5,24,744	-	5,24,744	29,73,548.25
	Eng College	Eng college	82,476.99	-	-	-	82,477	15%	8%	12,372	-	12,372	70,104.44
	Eng College	Eng college	59,402.75	-	-	-	59,403	15%	8%	8,910	-	8,910	50,492.33
	Eng College	Eng college	20,54,876.90	-	-	-	20,54,877	15%	8%	3,08,232	-	3,08,232	17,46,644.55
	Eng College	Eng college	54,241.15	-	-	-	54,241	15%	8%	8,136	-	8,136	46,104.95
	Eng College	Eng college	57,620.54	-	-	-	1,01,239	15%	8%	15,189	-	15,189	45,069.75
	Eng College	Eng college	83,299.36	-	-	-	83,299	15%	8%	12,795	-	12,795	70,504.45
	Eng College	Eng college	95,933.17	-	-	-	1,45,935	15%	8%	18,120	-	18,120	77,813.17
	Eng College	Eng college	57,020.75	-	-	-	57,021	15%	8%	8,553	-	8,553	48,467.64
	Eng College	Eng college	39,196.53	-	-	-	39,197	15%	8%	5,879	-	5,879	33,317.05
	Eng College	Eng college	4,26,810.49	-	-	-	4,26,810	15%	8%	64,022	-	64,022	3,62,788.27
	Eng College	Eng college	45,867.23	-	-	-	58,039	15%	8%	8,706	-	8,706	5,000.00
	Eng College	Eng college	43,898.72	-	-	-	43,899	15%	8%	6,585	-	6,585	37,313.91
	Eng College	Eng college	31,872.14	-	-	-	51,070	15%	8%	7,661	-	7,661	43,409.67
	Eng College	Eng college	1,88,568.95	-	-	-	2,44,407	15%	8%	36,661	-	36,661	1,51,907.29
	Eng College	Eng college	35,110.00	-	-	-	38,110	15%	8%	5,717	-	5,717	32,392.50
	Eng College	Eng college	24,697.50	-	-	-	24,698	15%	8%	3,705	-	3,705	20,992.88
	Eng College	Eng college	7,42,431.97	-	-	-	7,42,432	15%	8%	1,11,365	-	1,11,365	6,31,066.17
	Eng College	Eng college	17,46,138.72	-	-	-	17,46,139	15%	8%	2,61,921	-	2,61,921	14,84,217.91
	Eng College	Eng college	16,43,472.92	-	-	-	16,43,473	15%	8%	2,46,571	-	2,46,571	13,96,901.95
	Eng College	Eng college	-	-	-	-	27,56,469	15%	8%	-	-	2,06,735	25,49,734.33
	Eng College	Eng college	-	-	-	-	27,56,469	15%	8%	-	-	2,06,735	25,49,734.33
	Eng College	Eng college	24,32,434.97	-	-	-	24,32,435	15%	8%	3,64,885	-	3,64,885	20,67,549.22
	Eng College	Eng college	-	-	-	-	8,760.00	15%	8%	-	-	657	8,103.00
Plant and machinery 10%													
	Eng College	Eng college	13,37,009.07	-	-	-	13,37,009	40%	20%	5,34,804	-	5,34,804	8,02,205.44
	Eng College	Eng college	2,520.00	-	-	-	2,520	40%	20%	1,008	-	1,008	1,512.00
	Eng College	Eng college	8,859.17	-	-	-	8,859	40%	20%	3,544	-	3,544	5,315.50
	Eng College	Eng college	1,32,650.01	-	-	-	1,32,650	40%	20%	53,060	-	53,060	79,590.01
	Eng College	Eng college	24,360.00	-	-	-	32,360	40%	20%	9,744	-	9,744	21,016.00
	Eng College	Eng college	7,309.00	-	-	-	7,308	40%	20%	2,923	-	2,923	4,385.00
	Eng College	Eng college	92,931.00	-	-	-	97,301	40%	20%	38,920	-	38,920	58,381.00
	Eng College	Eng college	7,648.50	-	-	-	7,649	40%	20%	3,060	-	3,060	4,588.50
	Eng College	Eng college	52,957.60	-	-	-	52,958	40%	20%	21,183	-	21,183	31,774.55
	Eng College	Eng college	2,83,828.41	-	-	-	2,83,828	40%	20%	1,13,531	-	1,13,531	1,70,297.05
	Eng College	Eng college	-	-	-	-	9,100	40%	20%	-	-	1,820	7,280.00
100% Block Of assets													
	Eng College	Eng college	1,23,259.00	-	-	-	2,23,223	100%	50%	1,23,259	-	1,23,259	49,982.00
	Eng College	Eng college	9,57,10,901.37	5,07,002.00	60,09,630.00	-	10,22,21,533.37	-	-	1,12,74,685	-	1,12,74,685	9,094,848.69

PUTTAPARTHI - 510 104
ANGAMPURAM (D) A.P.

9,04,05,300.40

Sl.No	Description of the asset	Assets Relating to	Opening Balance	Additions more than 180 days	Additions less than 180 days	Deletions/sales	Total assets	Rate of dep for more than 180 days	Rate of depreciation less than 180 days	Depreciation for more than 180 days	Depreciation for less than 180 days	Total depreciation	Closing WDV
1	Buildings 10%												
	Eng College Building	Eng college	6,47,03,845	5,66,010	3,45,000	-	6,56,16,855	10%	5%	65,27,186	17,250	65,44,436	5,90,72,420
	Roads and Copound wall	Eng college		28,85,855	6,68,610	-	35,54,465	10%	5%	2,88,386	33,431	3,22,016	32,32,449
2	10% Block Of assets												
	Furniture and fittings for Eng. College	Eng college	31,20,327	10,000	4,39,460	-	35,69,787	10%	5%	3,13,033	21,973	3,35,006	32,34,781
3	Plant and machinery 15%												
	Car (Hyundai Santa fe)	Eng college	15,52,969	-	-	-	15,52,969	15%	8%	2,32,945	-	2,32,945	13,20,023
	College Bus AP02TD0032	Eng college	7,52,220	-	-	-	7,52,220	15%	8%	1,12,833	-	1,12,833	6,39,387
	Chemistry, physics Lab Equipments	Eng college	4,44,712	-	7,000	-	4,51,712	15%	8%	66,707	525	67,232	3,84,480
	ECE Lab Equipments	Eng college	19,56,525	-	1,72,516	-	21,29,041	15%	8%	2,93,479	12,939	3,06,417	18,22,623
	Mechanical lab Equipments	Eng college	29,73,548	-	-	-	29,73,548	15%	8%	4,46,032	-	4,46,032	25,27,516
	Drawing tables for eng college	Eng college	70,105	-	-	-	70,105	15%	8%	10,516	-	10,516	59,590
	Tools for eng college labs	Eng college	50,492	-	-	-	50,492	15%	8%	7,574	-	7,574	42,918
	Civil Lab Equipments	Eng college	17,46,645	-	-	-	17,46,645	15%	8%	2,61,997	-	2,61,997	14,84,649
	Server Racks for eng college	Eng college	46,105	-	-	-	46,105	15%	8%	6,916	-	6,916	39,189
	Electrical fittings	Eng college	-	77,000	-	-	77,000	15%	8%	11,550	-	11,550	65,450
	Sound System	Eng college	86,070	-	-	-	86,070	15%	8%	12,910	-	12,910	73,159
	Bio Metric finger print machine	Eng college	72,504	-	-	-	72,504	15%	8%	10,876	-	10,876	61,629
	Xerox machine for Eng college	Eng college	1,27,795	-	-	-	1,27,795	15%	8%	19,169	-	19,169	1,08,626
	Road Side Lights	Eng college	48,468	1,50,159	-	-	1,98,627	15%	8%	29,794	-	29,794	1,68,833
	ID Card Printing Machine	Eng College	33,317	-	-	-	33,317	15%	8%	4,998	-	4,998	28,319
	Air conditioners	Eng College	3,62,789	-	-	-	3,62,789	15%	8%	54,418	-	54,418	3,08,371
	Mobile phones	Eng College	49,333	-	-	-	49,333	15%	8%	7,400	-	7,400	41,933
	Refrigerator	Eng College	37,314	-	-	-	37,314	15%	8%	5,597	-	5,597	31,717
	Telephones	Eng College	43,410	-	-	-	43,410	15%	8%	6,511	-	6,511	36,898
	Projector	Eng College	2,07,746	-	-	-	2,07,746	15%	8%	31,162	-	31,162	1,76,584
	Television	Eng College	32,394	-	-	-	32,394	15%	8%	4,859	-	4,859	27,534
	Greaser	Eng college	-	-	9,000	-	9,000	15%	8%	-	675	675	8,325
	Fire Equipment	Eng college	20,993	-	-	-	20,993	15%	8%	3,149	-	3,149	17,844
	Generator	Eng college	6,31,067	-	-	-	6,31,067	15%	8%	94,660	-	94,660	5,36,407
	College Bus AP02TD3798	Eng college	14,84,218	-	-	-	14,84,218	15%	8%	2,22,633	-	2,22,633	12,61,585
	College Bus AP02G9228	Eng college	13,96,952	-	-	-	13,96,952	15%	8%	2,09,543	-	2,09,543	11,87,409
	College Bus AP03TD0846	Eng college	19,59,329	-	-	-	19,59,329	15%	8%	2,93,899	-	2,93,899	16,65,429
	College Bus AP39TD2613	Eng college	18,00,464	-	-	-	18,00,464	15%	8%	2,70,070	-	2,70,070	15,30,394
	EEL Lab Equipments	Eng college	20,67,570	-	-	-	20,67,570	15%	8%	3,10,851	-	3,10,851	17,57,434
	Goods Trolley	Eng college	8,103	-	-	-	8,103	15%	8%	1,215	-	1,215	6,888
4	Plant and machinery 40%												
	Computers for Eng college	Eng College	8,02,205	-	1,57,997	-	9,60,202	40%	20%	3,20,892	31,599	3,52,492	6,07,721





PUTTAPARTHI - 515 134.
Anantapuramu (Dt) A.P.

SAI SANSKRITHI EDUCATIONAL SOCIETY::REG.NO-4932008
C/O, SANSKRITHI SCHOOL OF BUSINESS, BEHIND SUPERSPECIALITY HOSPITAL, DEEDUPALLI ROAD, PUTTAPARTHI.
ENGINEERING COLLEGE DEPRECIATION STATEMENT FINANCIAL YEAR-2020-2021

SLNo	Description of the asset	Assets Relating to	Opening Balance	Additions more than 180 days	Additions less than 180 days	Deletions/sales	Total assets	Rate of dep for more than 180 days	Rate of depreciation less than 180 days	Depreciation for more than 180 days	Depreciation for less than 180 days	Total depreciation	Closing WDV
	English Language software for Eng.college	Eng.college	1,512			-	1,512	40%	20%	605	-	605	907
	Internet equipments for eng.college	Eng.College	5,316			-	5,316	40%	20%	2,126	-	2,126	3,189
	Net working sys for Eng.college	Eng.College	79,590			-	79,590	40%	20%	31,836	-	31,836	47,754
	Printers	Eng.college	21,016			-	21,016	40%	20%	8,406	-	8,406	12,610
	Speakers	Eng.college	4,385			-	4,385	40%	20%	1,754	-	1,754	2,631
	CC Cameras for Eng college	Eng.college	58,381		1,09,209	-	1,67,590	40%	20%	23,352	21,842	45,194	1,22,396
	Table Printing Machine	Eng.college	4,589			-	4,589	40%	20%	1,836	-	1,836	2,754
	Laptops for Eng.college	Eng.college	31,775			-	31,775	40%	20%	12,710	-	12,710	19,065
	UPS System for Eng.college	Eng.college	1,70,297			-	1,70,297	40%	20%	68,119	-	68,119	1,02,178
	IRIS Machine	Eng.college	7,280			-	7,280	40%	20%	2,912	-	2,912	4,368
5	100% Block Of Assets												
	Books For Eng college	Eng.College	49,982			-	49,982	100%	50%	49,982	-	49,982	-
	Total		8,91,25,655	36,89,024	19,08,792	-	9,47,23,471			1,06,96,871	1,40,233	1,08,37,104	8,38,86,567

For Sai Sanskriti Educational Society


CHAIRMAN



UDIP: 22220942 AY0Y XM 8672



Principal

Sai Sanskriti School of Engineering
 Beedupalli Road, Prasanthnigram,
 PUTTAPARTHI - 515 134.
 Anantapuramu (Dt) A.P.

Sl.No	Description of the asset	Assets Relating to	Opening Balance	Additions more than 180 days	Additions less than 180 days	Deletions/sales	Total assets	Rate of dep for more than 180 days	Rate of depreciation less than 180 days	Depreciation for more than 180 days	Depreciation for less than 180 days	Total depreciation	Closing WDV
1	Buildings 10%												
	Eng. College Building	Eng.college	5,90,72,420	1,000	1,51,500	-	5,92,24,920	10%	5%	59,07,342	7,575	59,14,917	5,33,10,003
	Roads and Copound wall	Eng.college	32,32,449				32,32,449	10%	5%	3,23,245	-	3,23,245	29,09,204
	TOTAL		6,23,04,869	1,000	1,51,500	-	6,24,57,369			62,30,587	7,575	62,38,162	5,62,19,207
2	10% Block Of assets												
	Furniture and fittings for Eng. College	Eng.college	32,34,781	30,00,000			62,34,781	10%	5%	6,23,478	-	6,23,478	56,11,303
	TOTAL		32,34,781	30,00,000			62,34,781			6,23,478	-	6,23,478	56,11,303
3	Plant and machinere-15% for B.tech												
	Car (Hyundai Santa fe)	Eng.college	13,20,023				13,20,023	15%	8%	1,98,003	-	1,98,003	11,22,020
	College Bus AP02TD0032	Eng.college	6,39,387				6,39,387	15%	8%	95,908	-	95,908	5,43,479
	Chemistry,physics Lab Equipments	Eng.college	3,84,480				3,84,480	15%	8%	57,672	-	57,672	3,26,808
	ECE Lab Equipments	Eng.college	18,22,623				18,22,623	15%	8%	2,73,393	-	2,73,393	15,49,230
	Mechanical lab Equipments	Eng.college	25,27,516	2,12,381			27,39,897	15%	8%	4,10,985	-	4,10,985	23,28,912
	Drawing tables for eng.college	Eng.college	59,590				59,590	15%	8%	8,938	-	8,938	50,651
	Tools for eng.college labs	Eng.college	42,918				42,918	15%	8%	6,438	-	6,438	36,481
	Civil Lab Equipments	Eng.college	14,84,649		80,000		15,64,649	15%	8%	2,22,697	6,000	2,28,697	13,35,951
	Server Racks for eng.college	Eng.college	39,189				39,189	15%	8%	5,878	-	5,878	33,311
	Electrical fittings	Eng.college	65,450				65,450	15%	8%	9,818	-	9,818	55,633
	Sound System	Eng.college	73,159				73,159	15%	8%	10,974	-	10,974	62,185
	Bio Metric Finger print machine	Eng.college	61,629				61,629	15%	8%	9,244	-	9,244	52,384
	Xerox machine for Eng.college	Eng.college	1,08,626				1,08,626	15%	8%	16,294	-	16,294	92,332
	Road Side Lights	Eng.college	1,68,833				1,68,833	15%	8%	25,325	-	25,325	1,43,508
	ID Card Printing Machine	Eng.College	28,319				28,319	15%	8%	4,248	-	4,248	24,072
	Air conditioners	Eng.College	3,08,371				3,08,371	15%	8%	46,256	-	46,256	2,62,115
	Mobile phones	Eng.College	41,933				41,933	15%	8%	6,290	-	6,290	35,643
	Refrigerator	Eng.College	31,717				31,717	15%	8%	4,758	-	4,758	26,959
	Telephones	Eng.College	36,898				36,898	15%	8%	5,535	-	5,535	31,363
	Projector	Eng.College	1,76,584				1,76,584	15%	8%	26,488	-	26,488	1,50,096
	Television	Eng.College	27,534				27,534	15%	8%	4,130	-	4,130	23,404
	Greeter	Eng.college	8,335				8,335	15%	8%	1,249	-	1,249	7,086
	Fire Equipment	Eng.college	17,844	2,70,000			2,87,844	15%	8%	43,177	-	43,177	2,44,667
	Generator	Eng.college	5,36,407				5,36,407	15%	8%	80,461	-	80,461	4,55,946
	College Bus AP02TD3798	Eng.college	12,61,585				12,61,585	15%	8%	1,89,238	-	1,89,238	10,72,347
	College Bus AP02TD6230	Eng.college	11,87,409				11,87,409	15%	8%	1,78,111	-	1,78,111	10,09,298
	College Bus AP02TD9849	Eng.college	16,65,429				16,65,429	15%	8%	2,49,814	-	2,49,814	14,15,615
	College Bus AP39TD2619	Eng.college	15,30,394				15,30,394	15%	8%	2,29,538	-	2,29,538	13,00,856
	EE/Lab Equipments	Eng.college	17,57,434				17,57,434	15%	8%	2,63,615	-	2,63,615	14,93,819
	Goods toll	Eng.college	6,888				6,888	15%	8%	1,033	-	1,033	5,854
	TOTAL		1,74,21,145	4,87,381	80,000	-	1,79,83,526			26,45,529	6,000	26,51,529	1,52,91,997
4	Computers & Electrical Things etc.-												
	40% B.tech							40%	20%				
	Computers for Eng.college	Eng.College	6,07,721				6,07,721			2,41,985	-	2,41,985	3,64,633


Boedupalli Road, Puttaparthi,
SANSKRITII SCHOOL OF ENGINEERING
Anantapuramu (DI) A.P.


Sl.No	Description of the asset	Assets Relating to	Opening Balance	Additions more than 180 days	Additions less than 180 days	Deletions/sales	Total assets	Rate of dep for more than 180 days	Rate of depreciation less than 180 days	Depreciation for more than 180 days	Depreciation for less than 180 days	Total depreciation	Closing WDV
	English Language software for Eng.college	Eng.college	907	50,400		-	51,307	40%	20%	20,523	-	20,523	30,784
	Internet equipments for eng.college	Eng.College	3,189			-	3,189	40%	20%	1,276	-	1,276	1,914
	Net working sys for Eng.college	Eng.College	47,754			-	47,754	40%	20%	19,102	-	19,102	28,652
	Printers	Eng.college	12,610			-	12,610	40%	20%	5,044	-	5,044	7,566
	Speakers	Eng.college	2,631			-	2,631	40%	20%	1,052	-	1,052	1,579
	CC Cameras for Eng.college	Eng.college	1,22,396		12,500	-	1,34,896	40%	20%	48,958	2,500	51,458	83,437
	Lable Printing Machine	Eng.college	2,754			-	2,754	40%	20%	1,101	-	1,101	1,652
	Laptops for Eng.college	Eng.college	19,065			-	19,065	40%	20%	7,626	-	7,626	11,439
	UPS System for Eng.college	Eng.college	1,02,178			-	1,02,178	40%	20%	40,871	-	40,871	61,307
	IRIS Machine	Eng.college	4,368			-	4,368	40%	20%	1,747	-	1,747	2,621
	TOTAL	Eng.college	9,25,572	50,400	12,500	-	9,88,472	4.40	2.20	3,90,389	2,500	3,92,889	5,95,583
5	100% Block Of Assets	Eng.College	-	-	-	-	-	-	100%	-	-	-	-
	Books For Eng.college	Total	-	-	-	-	-	-	50%	-	-	-	-
	B.TECH GRAND TOTAL		8,38,86,367	35,33,781	2,44,000	-	8,76,64,148			99,29,983	16,075	99,46,058	7,77,18,090

For Sai Sanskritii Educational Society

 CHAIRMAN



UDIN: 22220942A yoy x M8672




 Principal
 Sanskritii School of Engineering
 Beedupalli Road, Prasanthnigram,
 PUTTAPARTHI - 515 134,
 Anantapuramu (D) A.P.